

American English

First Friends 2

Student Book & Activity Book

Susan Iannuzzi




OXFORD

Student Audio CD with songs,
stories, and everyday English

First Friends 2

Student Book



Susan Iannuzzi

OXFORD
UNIVERSITY PRESS



Level 2 Scope and Sequence

Topics & Objectives	Vocabulary	Structure	Values & Everyday English	Songs & Projects	Phonics
1 Hello (Greetings) • Say hello and introduce yourself	Adam Baz Jig Pat Tess 1–10 (review)	Hello / Hi. I'm ... Bye. How are you? I'm fine, thank you.	Being friendly Nice to see you. Nice to see you, too.	Lesson 2: Hello, Pat! Lesson 3: Point to Jig Lesson 6: a & b song	a apple b bird
2 My Classroom (Classroom objects) • Ask about and identify things	bin board chair door picture table window	What's this? It's a ...	Listening to the teacher Please put away your books and come here. Miss	Lesson 3: Look at Me Lesson 6: c & d song	c cat d dog
3 Playtime (Toys) • Identify possessions	balloon boat car doll game puzzle robot	This is my ... This is your ...	Learning to share Let's share. Here you are. Here you go.	Lesson 3: Doll and Robot Lesson 6: e & f song	e egg f fan
4 My Things (School possessions) • Ask someone's age • Ask about quantities	book eraser lunch box notebook pencil pencil box water bottle	How many ...? Plurals How old are you?	Taking care of things Take care of your jacket.	Lesson 3: How Many Pencils? Lesson 4: Count With Me. Lesson 6: g & h song Project: number collage	g girl h hand
5 Shapes and Colors • Describe the shape and color of objects	circle rectangle square triangle black brown pink white	It's (brown). It's a (pink) (triangle).	Being neat and tidy Clean up. Let's work together.	Lesson 3: Shapes and Colors Lesson 6: i, j, & k song	i insect j jar k kite



Topics & Objectives	Vocabulary	Structure	Values & Everyday English	Songs & Projects	Phonics
6 Pets <ul style="list-style-type: none"> Learn about different types of pets Guess animals 	<i>butterfly</i> <i>dog</i> <i>fish</i> <i>mouse</i> <i>rabbit</i> <i>snail</i> <i>turtle</i> <i>11-20 (introduction)</i>	<i>Is it a ...?</i> <i>Yes, it is.</i> <i>No, it isn't.</i>	Caring for pets <i>Come here, doggy.</i> <i>Here's your water.</i>	Lesson 3: How Many Butterflies? Lesson 6: <i>I, m, & n song</i>	<i>l</i> <i>lion</i> <i>m</i> <i>moon</i> <i>n</i> <i>nose</i>
7 My Closet (Clothes) <ul style="list-style-type: none"> Ask about and describe clothes by color 	<i>dress</i> <i>jeans</i> <i>shirt</i> <i>shoes</i> <i>shorts</i> <i>socks</i> <i>sweater</i>	<i>What color is it?</i> <i>It's ...</i> <i>What color are they?</i> <i>They're ...</i> <i>His / Her</i>	Helping out at home <i>Please pick up ...</i> <i>Please fold ...</i> <i>Sure.</i>	Lesson 3: Socks on the Bed Lesson 4: Butterfly, Butterfly Lesson 6: <i>o, p, & q song</i> Project: make a butterfly	<i>o</i> <i>octopus</i> <i>p</i> <i>pen</i> <i>q</i> <i>queen</i>
8 Me (Parts of the body) <ul style="list-style-type: none"> Identify and count parts of the body 	<i>arms</i> <i>fingers</i> <i>hair</i> <i>head</i> <i>knees</i> <i>legs</i> <i>toes</i>	<i>I have ...</i>	Playing respectfully <i>Not so loud, please.</i> <i>Sorry, Dad.</i>	Lesson 3: How Many Toes? Lesson 6: <i>r, s, & t song</i>	<i>r</i> <i>radio</i> <i>s</i> <i>star</i> <i>t</i> <i>tent</i>
9 Family (Family members) <ul style="list-style-type: none"> Name family members Describe family relationships 	<i>aunt</i> <i>cousin</i> <i>dad</i> <i>grandma</i> <i>grandpa</i> <i>mom</i> <i>uncle</i>	<i>He / She is ...</i> <i>They are ...</i> <i>We are ...</i>	Loving your family <i>I love you, (Grandpa).</i> <i>We love you, too.</i>	Lesson 3: Look at my Pictures Lesson 6: <i>u, v, & w song</i>	<i>u</i> <i>umbrella</i> <i>v</i> <i>van</i> <i>w</i> <i>water</i>
10 My Party (Various foods) <ul style="list-style-type: none"> Talk about likes and dislikes 	<i>cake</i> <i>candy</i> <i>ice cream</i> <i>juice</i> <i>pizza</i> <i>sandwich</i> <i>spaghetti</i>	<i>I like ...</i> <i>I don't like ...</i>	Waiting your turn <i>Is it my turn?</i> <i>Just a minute, please.</i>	Lesson 3: Happy Birthday Lesson 4: A Present for You Lesson 6: <i>x, y, & z song</i> Project: make a birthday mobile	<i>x</i> <i>fox</i> <i>y</i> <i>yogurt</i> <i>z</i> <i>zebra</i>



Vocabulary

Lesson 1



Listen and say. 1

Listen and find. 2

Look and say.



Tess



Baz



Structure

Lesson 2

Point and say.

Listen and say. » 3

Sing. » 4

Pat

Jig

Adam

Structure: Hello. I'm ... Hi. How are you? I'm fine, thank you. Bye.

Unit 1 Lesson 2

5

Song

Lesson 3

Listen and sing. 🎧 5

Sing and do. 🎧 5

Trace. Count and match.



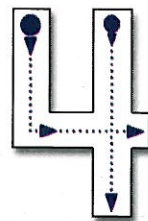
one



two




three



four



five



six




seven




eight



nine



ten



Sit Down, Jig


Story

Lesson 4

Look and say.

Listen. 🎧 6


Listen and act. 🎧 6



🐱 Hello, Pat! Stand up!



🐱 Clap, Pat, clap!



🐱 It's Baz! Sit down, Jig!



👦 Hello, Pat! Hello, Jig.

Values

Lesson 5

Listen and say.  7

Say and do.

Act.

Hello, Hannah.
Nice to see you.


Hello, Miss Page.
Nice to see you, too.

a b c d e f g h i j k l m n
o p q r s t u v w x y z

Phonics

Lesson 6

Learn the sounds.

Sing.  8

Find.

Aa



apple

Bb



bird



Unit
2

My Classroom

Vocabulary

Lesson 1

Listen and say. 🎧 9

Listen and find. 🎧 10


Look and say.

window

chair

table

bin



board

Aa Bb

Structure

Lesson 2

Point and say.

Listen and say.  11

Say and do.

door

picture






Song

Lesson 3

Listen and sing. 🎵 12

Sing and do. 🎵 12

Think and group.





What's This?


Story

Lesson 4

Look and say.

Listen. 🎧 13

Listen and act. 🎧 13



What's this?
It's a chair.



What's this?
It's a door.



What's this?
It's a bin.



What's this?
It's a dog! Woof! Woof!

Values

Lesson 5

Listen and say.  14

Say and do.

Act.

Please put away your books and come here.

Yes, Miss Page.



a b **c d** e f g h i j k l m n
o p q r s t u v w x y z

Phonics

Lesson 6

Learn the sounds.

Sing.  15

Find.

Cc




cat

Dd



dog



Vocabulary

Lesson 1

Listen and say. 🎧 16

Listen and find. 🎧 17

Look and say.



boat

puzzle

doll

game

A colorful illustration of a young boy with black hair, wearing a red long-sleeved shirt and dark blue pants, kneeling on a light blue floor. He is holding a yellow toy car with a blue roof. To his right is a green robot with a boxy head, yellow eyes, and a green and purple body. Further right is a red toy car with a white cat sitting inside. In the foreground, a brown stuffed rabbit is lying on its back with a yellow balloon tied to its back. A green balloon is floating in the air, attached to a string. In the background, there is a window with blue curtains decorated with stars and triangles. A small puzzle piece is on the floor to the left of the boy.

balloon

Structure

Lesson 2

Point and say.

Listen and say. 🗣️ 18

Say and do.

robot

car





Song

Lesson 3

Listen and sing. » 19

Sing and do. » 19

Think and match.



a b c d **e f** g h i j k l m
n o p q r s t u v w x y z

Phonics


Lesson 6

Learn the sounds.

Sing.  22

Find.

E e




egg

F f



fan



Unit
4

My Things

Vocabulary

Lesson 1

Listen and say. 🎧 23

Listen and find. 🎧 24

Look and say.



3

4

5




Structure

Lesson 2

Point and say.

Listen and say.  25

Say and do.



notebook



pencil



pencil box



eraser




Song

Lesson 3

Listen and sing. 🎧 26

Sing and do. 🎧 26

Think and group.





Project

Lesson 4

Look and say.

Make.

Sing. 🎵 27



Values

Lesson 5

Listen and say. 🎧 28

Say and do.

Act.



Take care of
your jacket.

Thank you.



a b c d e f **g h** i j k l m n
o p q r s t u v w x y z

Phonics

Lesson 6

Learn the sounds.

Sing.  29

Find.

Gg



girl

Hh



hand



Unit 5

Shapes and Colors

Vocabulary

Lesson 1

Listen and say. 🎧 30

Listen and find. 🎧 31

Look and say.

circle

square

brown

pink



triangle



rectangle



Structure

Lesson 2

Point and say.

Listen and say. 32

Say and do.



black

white

It's (brown). It's a (pink) (triangle).

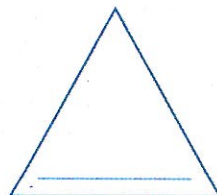


Song

Lesson 3

Listen and sing. 🎧 33

Sing and do. 🎧 33

Think and count.





It's a Red Hat!


Story

Lesson 4

Look and say.

Listen. » 34

Listen and act. » 34



What's this? It's a red hat.



It's a red and white hat!



It's a red, white, and pink hat!



It's Jig in a hat!

Values

Lesson 5

Listen and say. 🎧 35

Say and do.

Act.

Clean up!

Let's work together.



Structure

Lesson 2

Point and say.

Listen and say. 🗣️ 39

Say and do.

Pet
Store

OPEN



snail

fish

Structure: *Is it a ...? Yes, it is / No, it isn't.*

Unit 6 Lesson 2

35


Song

Lesson 3

Listen and sing. 🎵 40

Sing and do. 🎵 40

Think and match.





Is it a Rabbit?

Story

Lesson 4

Look and say.


Listen. 41

Listen and act. 41




Is it a rabbit?

No, it isn't.



Is it a fish?

No, it isn't.



Is it a mouse?

No, it isn't.



Look. It's a dog!

Values

Lesson 5

Listen and say. 🎧 42

Say and do.

Act.

Come here, doggy!
Here's your water.



a b c d e f g h i j k **l m n**
o p q r s t u v w x y z

Phonics

Lesson 6

Learn the sounds.

Sing.  43

Find.

L **l**



lion

M **m**




moon

N **n**



nose



Vocabulary

Lesson 1

Listen and say. 🎧 44

Listen and find. 🎧 45

Look and say.



Structure

Lesson 2

Point and say.

Listen and say.  46

Say and do.



jeans

sweater

shoes

Structure: *What color is it? It's ... What color are they? They're ...*

Unit 7 Lesson 2

41


Song

Lesson 3

Listen and sing. » 47

Sing and do. » 47

Think and match.



Project

Lesson 4

Make.

Sing. » 48

Sing and do. » 48



Values

Lesson 5

Listen and say. 🎧 49

Say and do.

Act.



Please pick up your shirt.
Please fold your clothes.

Sure, Dad.

a b c d e f g h i j k l m n

o p q r s t u v w x y z


Phonics

Lesson 6


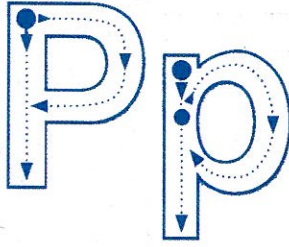
Learn the sounds.

Sing.  50


Find.




octopus



pen



queen




Vocabulary

Lesson 1

Listen and say. 🎧 51

Listen and find. 🎧 52

Look and say.



legs

head


Structure

Lesson 2

Point and say.

Listen and say.  53

Say and do.







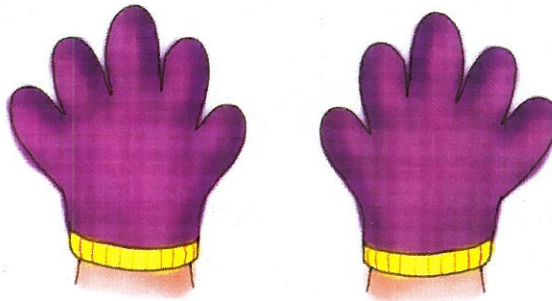
Song


Lesson 3

Listen and sing. » 54

Sing and do. » 54

Think and match.





I Have Ten Fingers!


Story

Lesson 4


Look and point.

Listen and say. » 55

Listen and act. » 55



 You have a rabbit!




 You have a dog!



 You have a butterfly!



 Now, I have two hands and ten fingers!

Values

Lesson 5

Listen and say. 🗣️ 56

Say and do.

Act.



Not so loud, please.

Sorry, Dad.

a b c d e f g h i j k l m n
o p q **r s t** u v w x y z

Phonics

Lesson 6

Learn the sounds.

Sing.  57

Find.

Rr



radio

Ss



star

Tt



tent




Vocabulary

Lesson 1

Listen and say. 🎧 58

Listen and find. 🎧 59

Look and say.



Structure

Lesson 2

Point and say.

Listen and say. ▶ 60

Say and do.

dad

grandma

grandpa

Structure: *He / She is ... They are ...*





Song

Lesson 3

Listen and sing. 🎧 61

Sing and do. 🎧 61

Think and find.



This is My Family!


Story

Lesson 4

Look and say.


Listen. » 62

Listen and act. » 62




They are my dad and my mom.

Wow!




This is grandma and grandpa!

Wow!



This is ...

You, Tess! You're a baby!



No, it isn't Tess. It's me!

Sorry, Baz!

Values

Lesson 5

Listen and say. 🎧 63

Say and do.

Act.

I love you, Grandma.
I love you, Grandpa.

We love you, too.



a b c d e f g h i j k l m
n o p q r s t **u v w** x y z

Phonics

Lesson 6

Learn the sounds.

Sing.  64

Find.

U u

V v

W w



umbrella



van



water



My Party

Vocabulary

Lesson 1

Listen and say. 🎧 65

Listen and find. 🎧 66

Look and say.

Happy
Birthday

candy

spaghetti

sandwich

ice cream

Structure

Lesson 2

Point and say.

Listen and say.  67

Say and do.



juice

pizza

cake


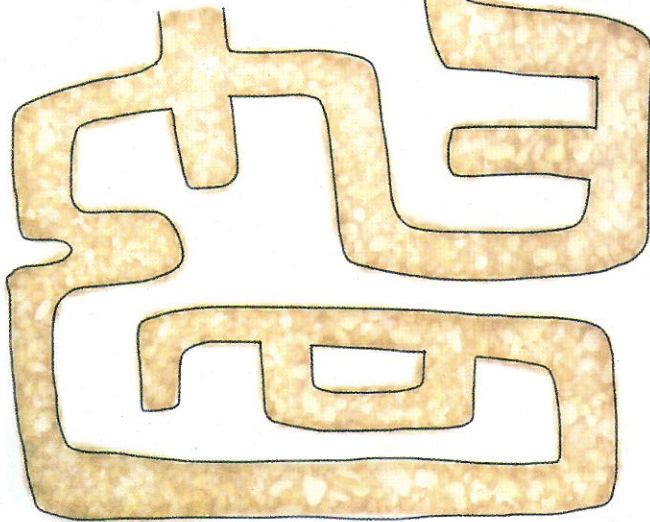
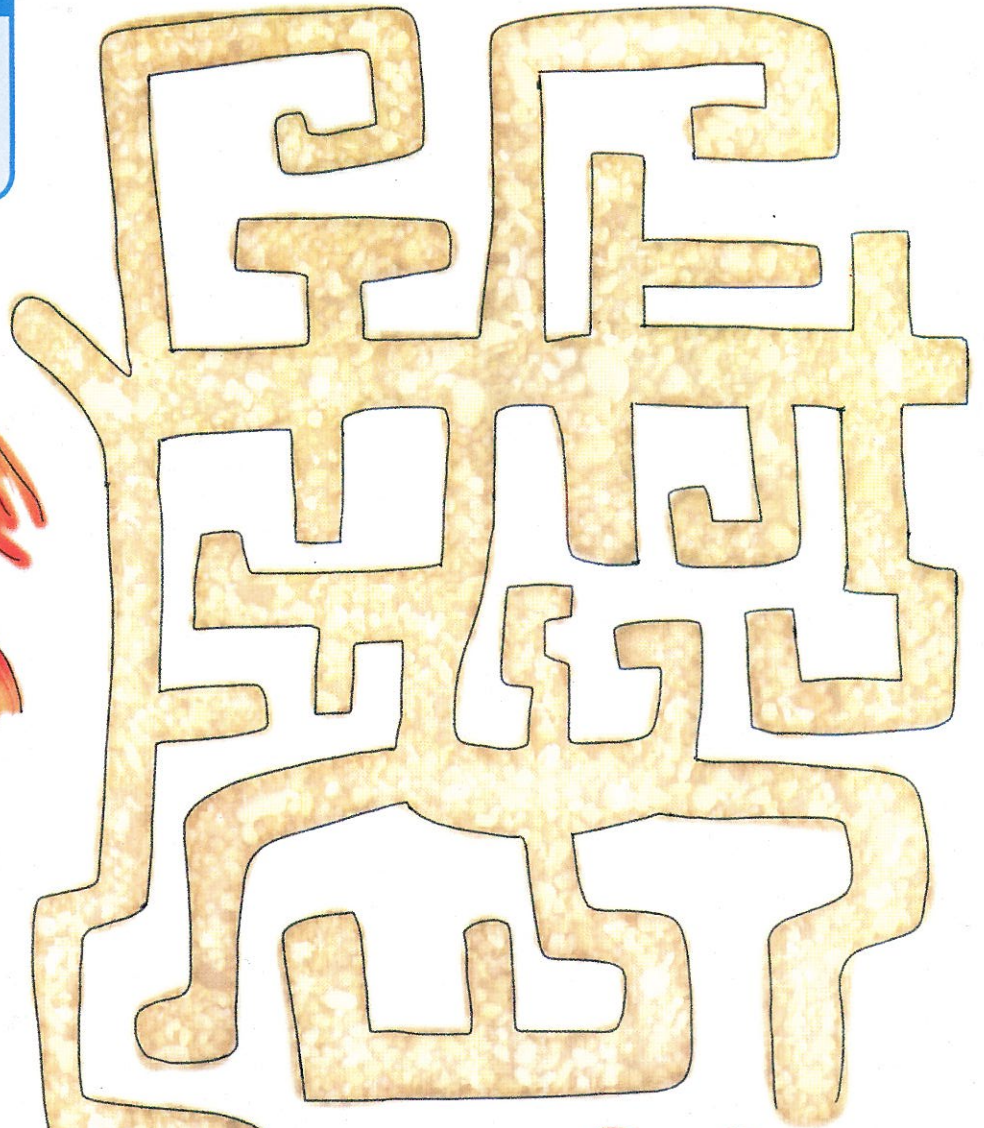
Song

Lesson 3

Listen and sing. ▶ 68

Sing and do. ▶ 68

Think and find.



Project


Lesson 4

Make.


Sing. » 69

Sing and do. » 69


1



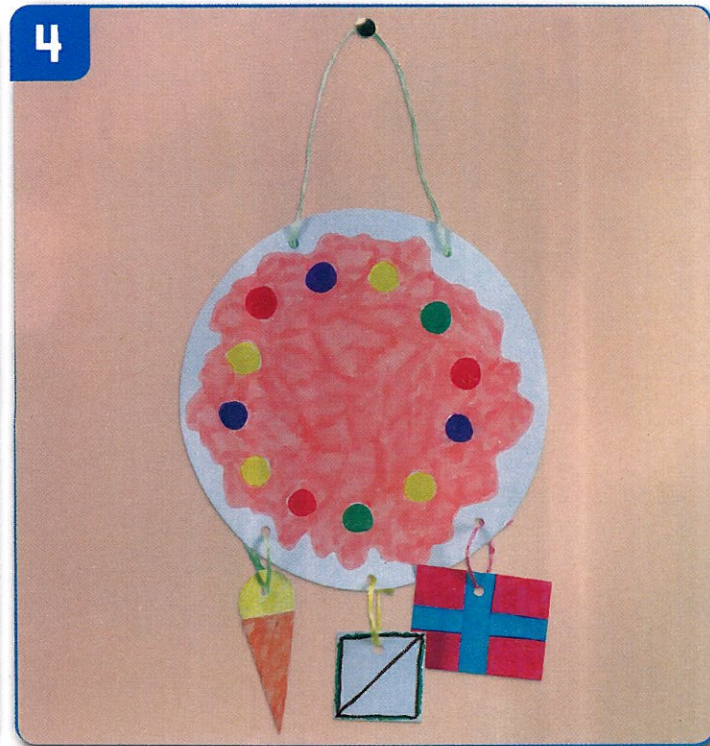
2



3



4



Values

Lesson 5

Listen and say. 🗣️ 70

Say and do.

Act.

Is it my turn?

Just a minute, please.



a b c d e f g h i j k l m
n o p q r s t u v w **x y z**

Phonics

Lesson 6

Learn the sounds.

Sing. 🎵 71

Find.

Xx



fox

Yy



yogurt

Zz




zebra



First Friends 2

Activity Book



Susan Iannuzzi

OXFORD
UNIVERSITY PRESS

Level 2 Scope and Sequence

Topics & Objectives	Vocabulary	Structure	Values & Everyday English	Songs & Projects	Phonics
1 Hello (Greetings) • Say hello and introduce yourself	Adam Baz Jig Pat Tess 1–10 (review)	Hello / Hi. I'm ... Bye. How are you? I'm fine, thank you.	Being friendly Nice to see you. Nice to see you, too.	Lesson 2: Hello, Pat! Lesson 3: Point to Jig Lesson 6: a & b song	a apple b bird
2 My Classroom (Classroom objects) • Ask about and identify things	bin board chair door picture table window	What's this? It's a ...	Listening to the teacher Please put away your books and come here. Miss	Lesson 3: Look at Me Lesson 6: c & d song	c cat d dog
3 Playtime (Toys) • Identify possessions	balloon boat car doll game puzzle robot	This is my ... This is your ...	Learning to share Let's share. Here you are. Here you go.	Lesson 3: Doll and Robot Lesson 6: e & f song	e egg f fan
4 My Things (School possessions) • Ask someone's age • Ask about quantities	book eraser lunch box notebook pencil pencil box water bottle	How many ...? Plurals How old are you?	Taking care of things Take care of your jacket.	Lesson 3: How Many Pencils? Lesson 4: Count With Me. Lesson 6: g & h song Project: number collage	g girl h hand
5 Shapes and Colors • Describe the shape and color of objects	circle rectangle square triangle black brown pink white	It's (brown). It's a (pink) (triangle).	Being neat and tidy Clean up. Let's work together.	Lesson 3: Shapes and Colors Lesson 6: i, j, & k song	i insect j jar k kite


Topics & Objectives	Vocabulary	Structure	Values & Everyday English	Songs & Projects	Phonics
6 Pets <ul style="list-style-type: none"> Learn about different types of pets Guess animals 	<i>butterfly</i> <i>dog</i> <i>fish</i> <i>mouse</i> <i>rabbit</i> <i>snail</i> <i>turtle</i> <i>11-20 (introduction)</i>	<i>Is it a ...?</i> <i>Yes, it is.</i> <i>No, it isn't.</i>	Caring for pets <i>Come here, doggy.</i> <i>Here's your water.</i>	Lesson 3: How Many Butterflies? Lesson 6: l, m, & n song	<i>l</i> <i>lion</i> <i>m</i> <i>moon</i> <i>n</i> <i>nose</i>
7 My Closet (Clothes) <ul style="list-style-type: none"> Ask about and describe clothes by color 	<i>dress</i> <i>jeans</i> <i>shirt</i> <i>shoes</i> <i>shorts</i> <i>socks</i> <i>sweater</i>	<i>What color is it?</i> <i>It's ...</i> <i>What color are they?</i> <i>They're ...</i> <i>His / Her</i>	Helping out at home <i>Please pick up ...</i> <i>Please fold ...</i> <i>Sure.</i>	Lesson 3: Socks on the Bed Lesson 4: Butterfly, Butterfly Lesson 6: o, p, & q song Project: make a butterfly	<i>o</i> <i>octopus</i> <i>p</i> <i>pen</i> <i>q</i> <i>queen</i>
8 Me (Parts of the body) <ul style="list-style-type: none"> Identify and count parts of the body 	<i>arms</i> <i>fingers</i> <i>hair</i> <i>head</i> <i>knees</i> <i>legs</i> <i>toes</i>	<i>I have .</i>	Playing respectfully <i>Not so loud, please.</i> <i>Sorry, Dad.</i>	Lesson 3: How Many Toes? Lesson 6: r, s, & t song	<i>r</i> <i>radio</i> <i>s</i> <i>star</i> <i>t</i> <i>tent</i>
9 Family (Family members) <ul style="list-style-type: none"> Name family members Describe family relationships 	<i>aunt</i> <i>cousin</i> <i>dad</i> <i>grandma</i> <i>grandpa</i> <i>mom</i> <i>uncle</i>	<i>He / She is ...</i> <i>They are ...</i> <i>We are ...</i>	Loving your family <i>I love you, (Grandpa).</i> <i>We love you, too.</i>	Lesson 3: Look at my Pictures Lesson 6: u, v, & w song	<i>u</i> <i>umbrella</i> <i>v</i> <i>van</i> <i>w</i> <i>water</i>
10 My Party (Various foods) <ul style="list-style-type: none"> Talk about likes and dislikes 	<i>cake</i> <i>candy</i> <i>ice cream</i> <i>juice</i> <i>pizza</i> <i>sandwich</i> <i>spaghetti</i>	<i>I like ...</i> <i>I don't like ...</i>	Waiting your turn <i>Is it my turn?</i> <i>Just a minute, please.</i>	Lesson 3: Happy Birthday Lesson 4: A Present for You Lesson 6: x, y, & z song Project: make a birthday mobile	<i>x</i> <i>fox</i> <i>y</i> <i>yogurt</i> <i>z</i> <i>zebra</i>

Unit
1

Hello



Lesson 1

1 Match and say.


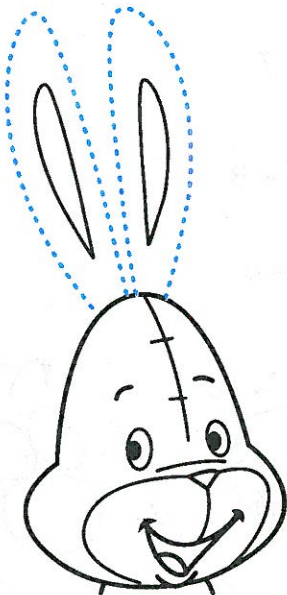


Lesson 2

1 Draw and match.




Jig • Tess • Baz
Pat



Lesson 3

1 Trace and write.














2 Join the dots.




Lesson 4

1 Find and circle.




Lesson 5

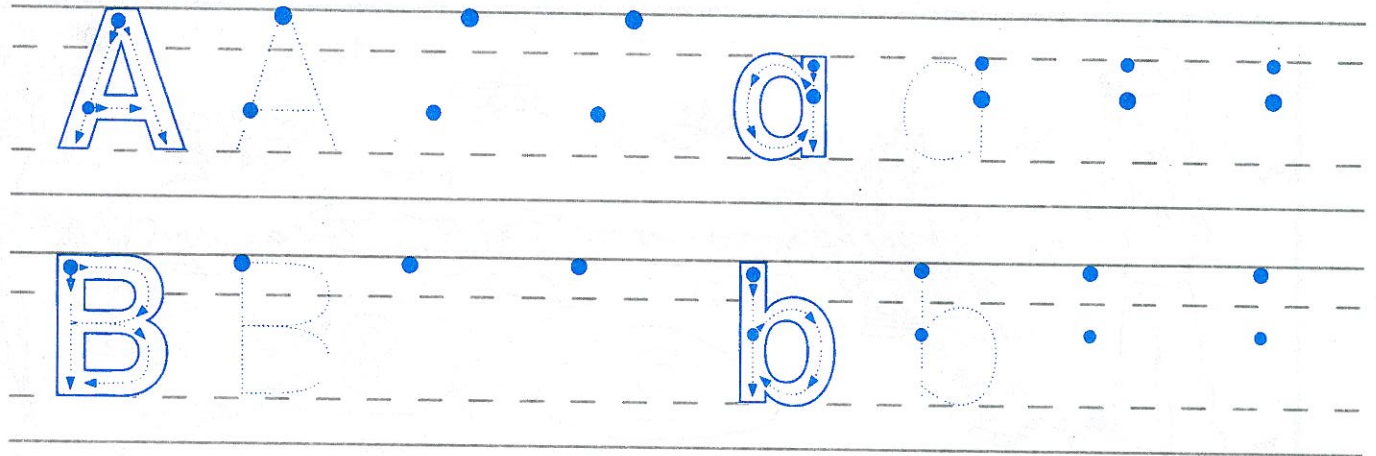
1 Trace and say.



2 Trace and color.




1 Trace and write.



2 Trace and say. Color.




apple



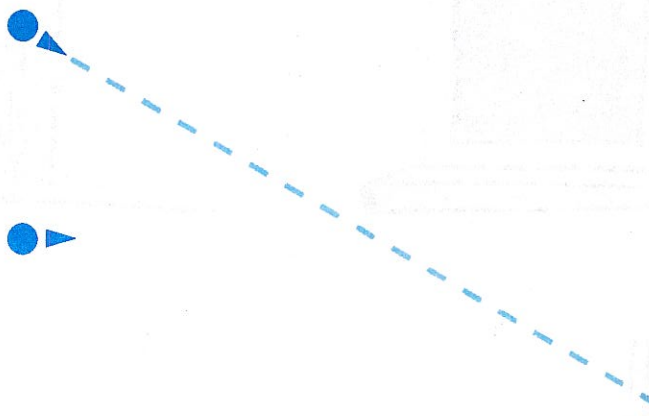
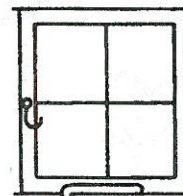

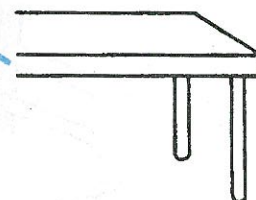


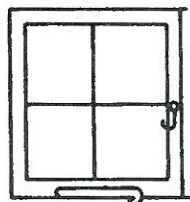

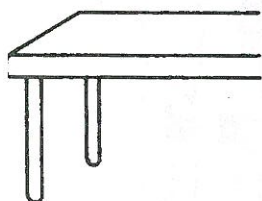
bird

Review

1 Follow the numbers.

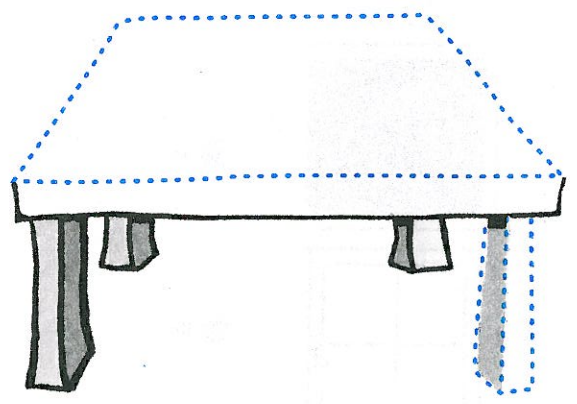
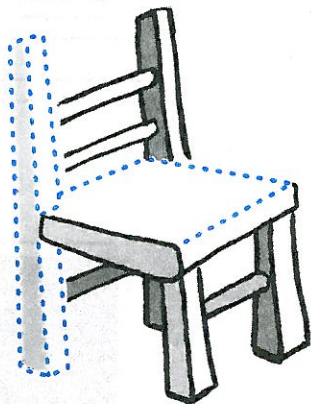




1 Match and say.




Lesson 2

1 Draw and say.









2 Draw and color.






Lesson 3

1 Match and say.



Lesson 4

1 Color and say.





Lesson 5

1 Trace and say.

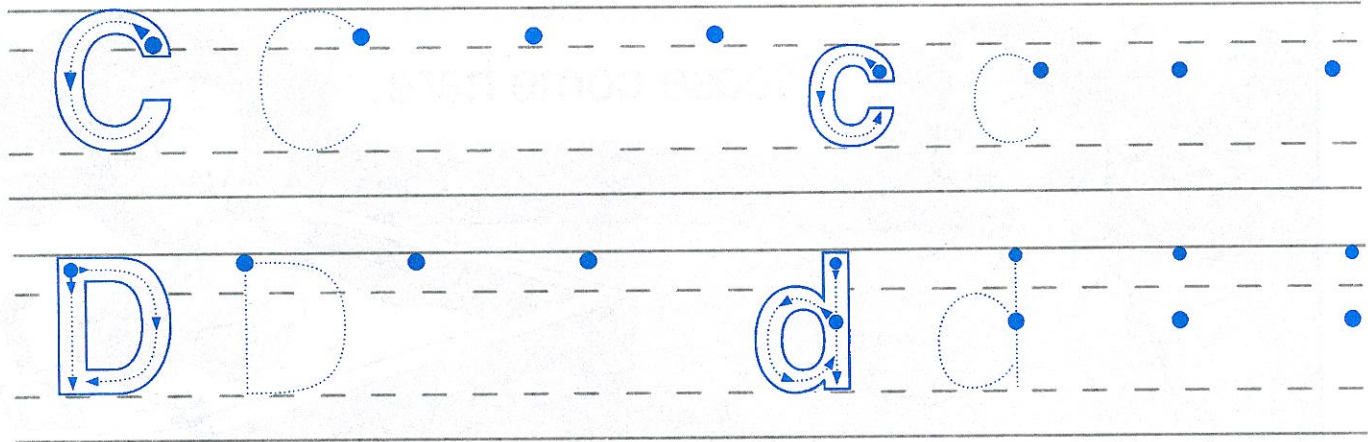


2 Trace and color.




Lesson 6


1 Trace and write.



2 Trace and say. Color.





cat





dog

1 Find, say, and circle.










Lesson 1

1 Find and color.




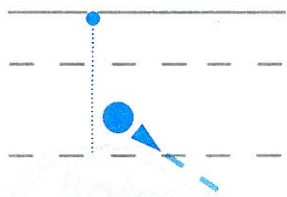
Lesson 2

1 Match and say.


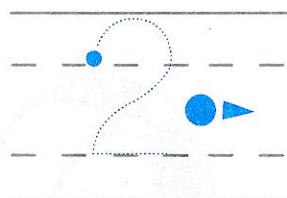


Lesson 3

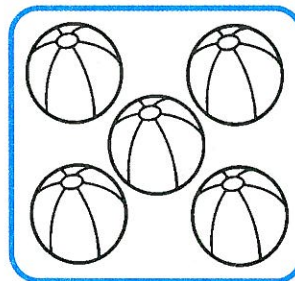
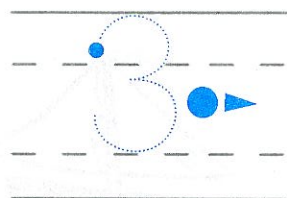
1 Write and say. Match.




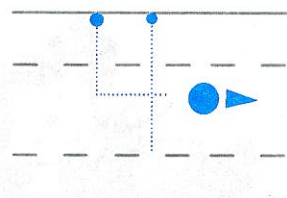
one



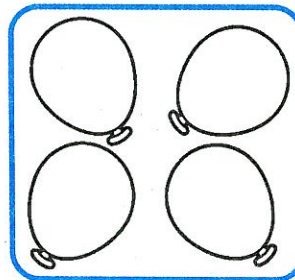
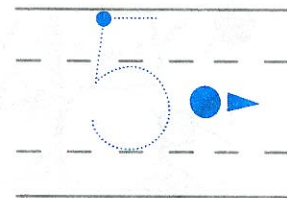
two



three




four



five

1 Say and count. Color.


one




two




three



four




five




Lesson 5

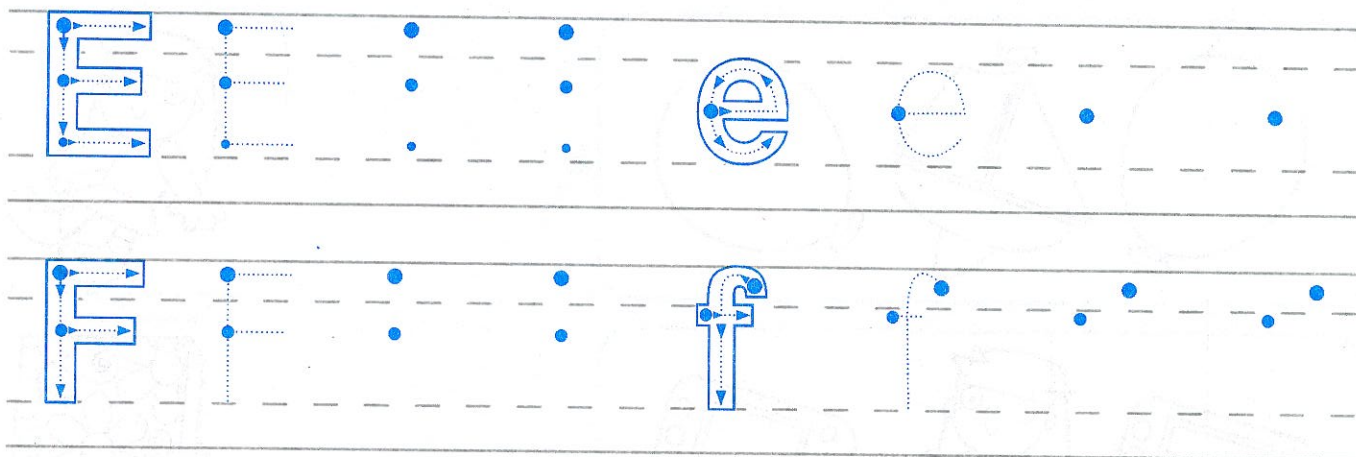
1 Trace and say.




2 Trace and color.




1 Trace and write.



2 Trace and say. Color.



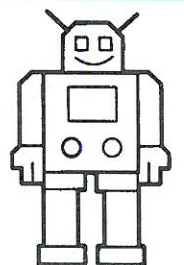

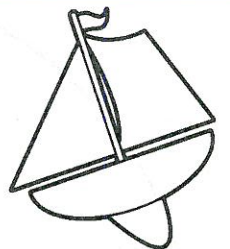





egg




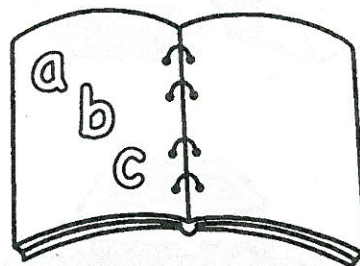
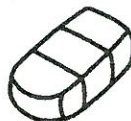
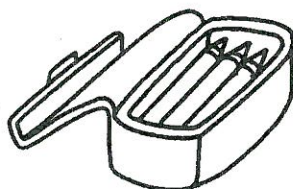

fan

Review

1 Say and match.

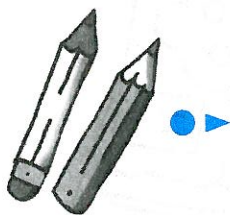

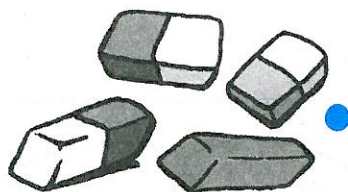


1 Find and say. Color.



Lesson 2

1 Count and match.



3


2

4

2 Draw, write, and say.

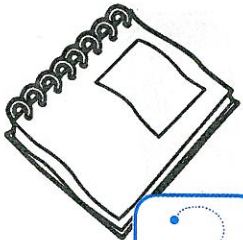


5

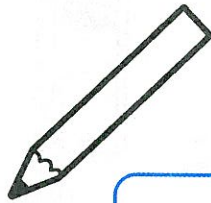



Lesson 3

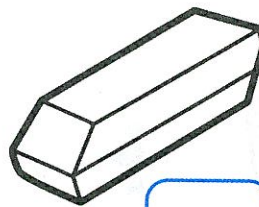
1 Find and count. Write the number.

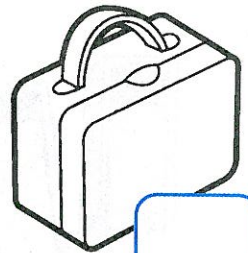



3






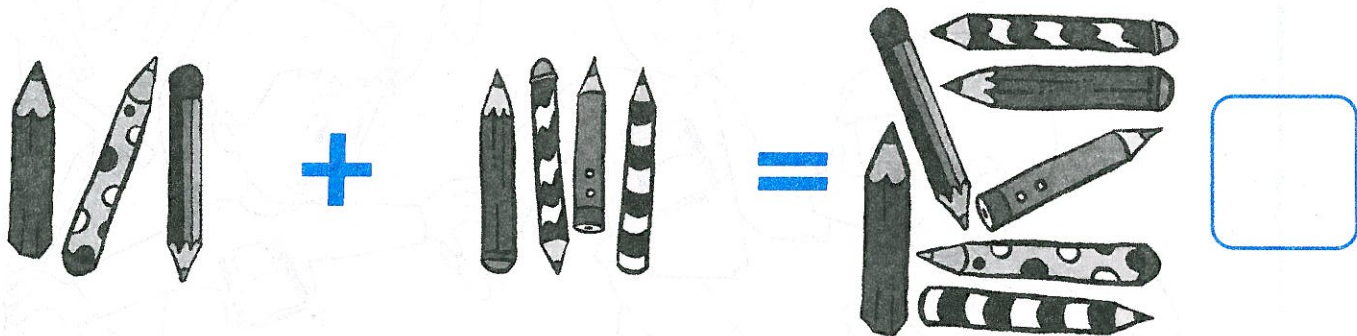








Lesson 4


1 Count and add. Write the number.



1 Trace and say.

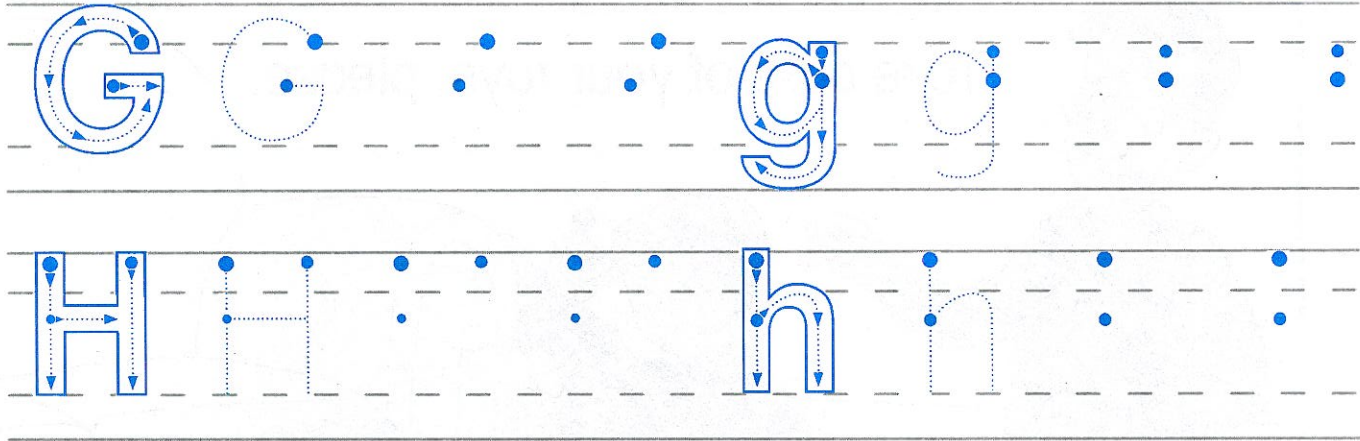


2 Draw and color.



Lesson 6

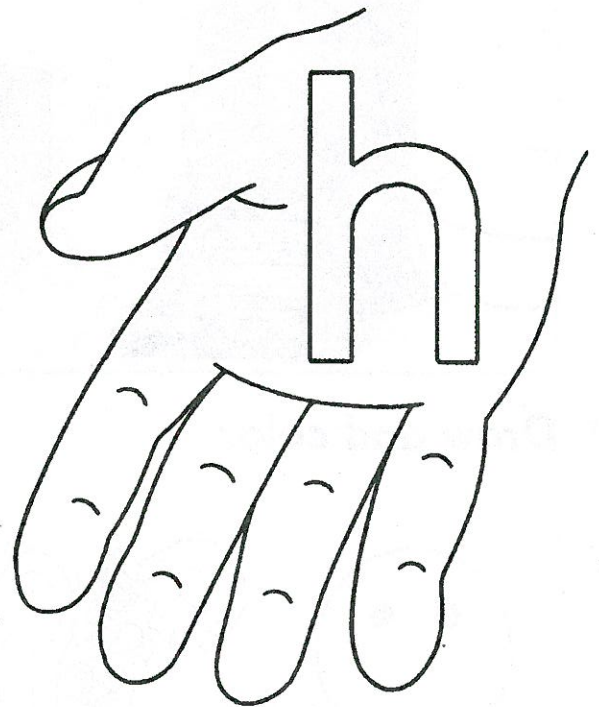
1 Trace and write.



2 Trace and say. Color.





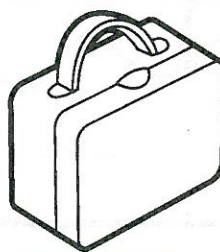
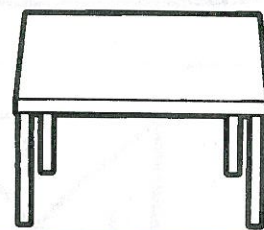
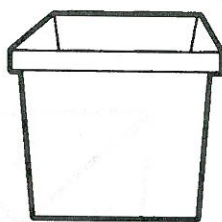

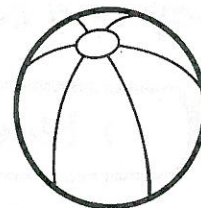


girl



hand

Review

1 Say and circle.



b

d

f





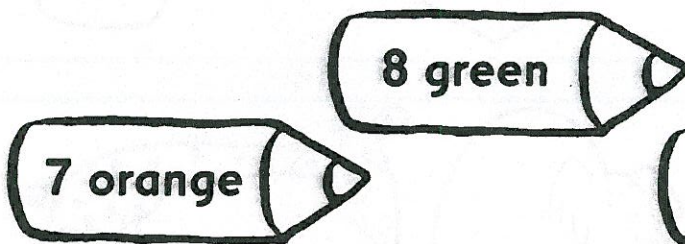

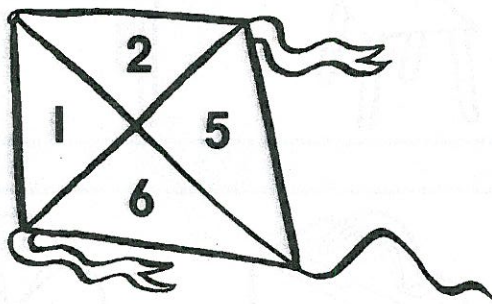
5

Unit 5

Shapes and Colors

Lesson 1

1 Say and color.



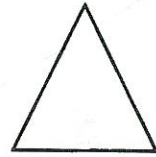
Lesson 2

1 Draw and color.


brown




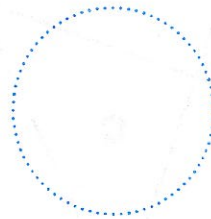
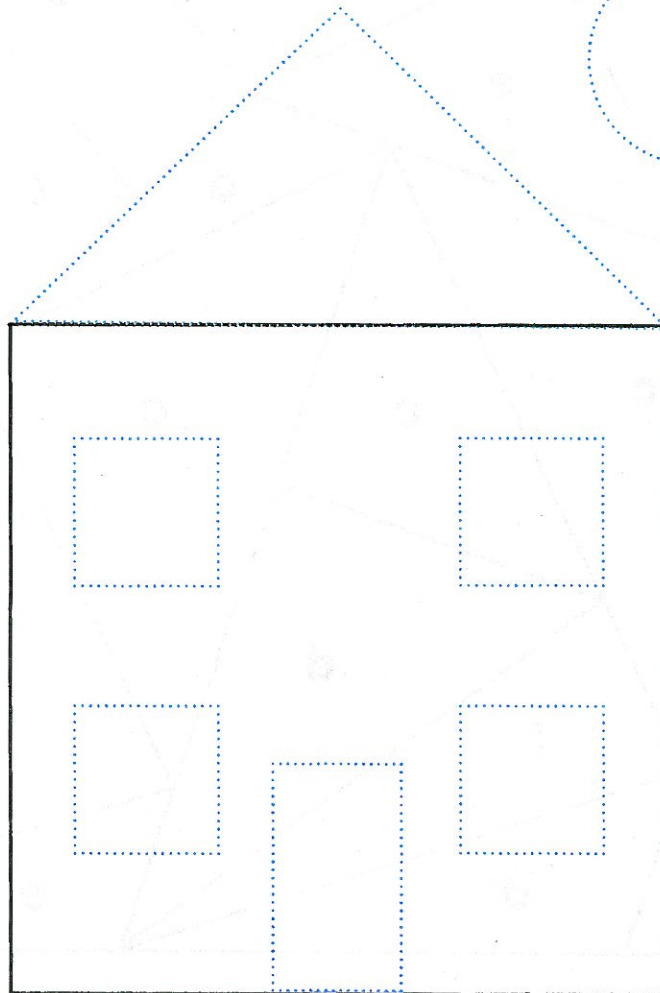
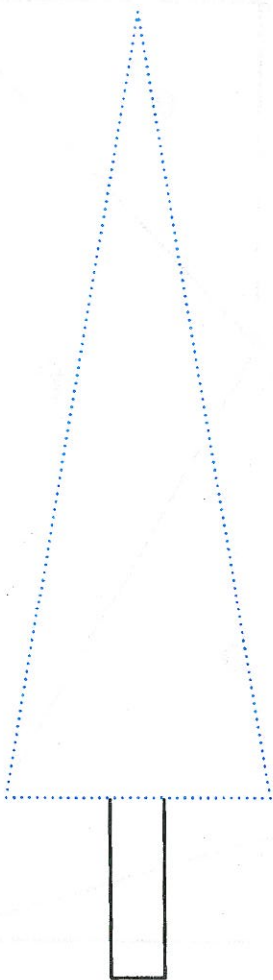

green



blue

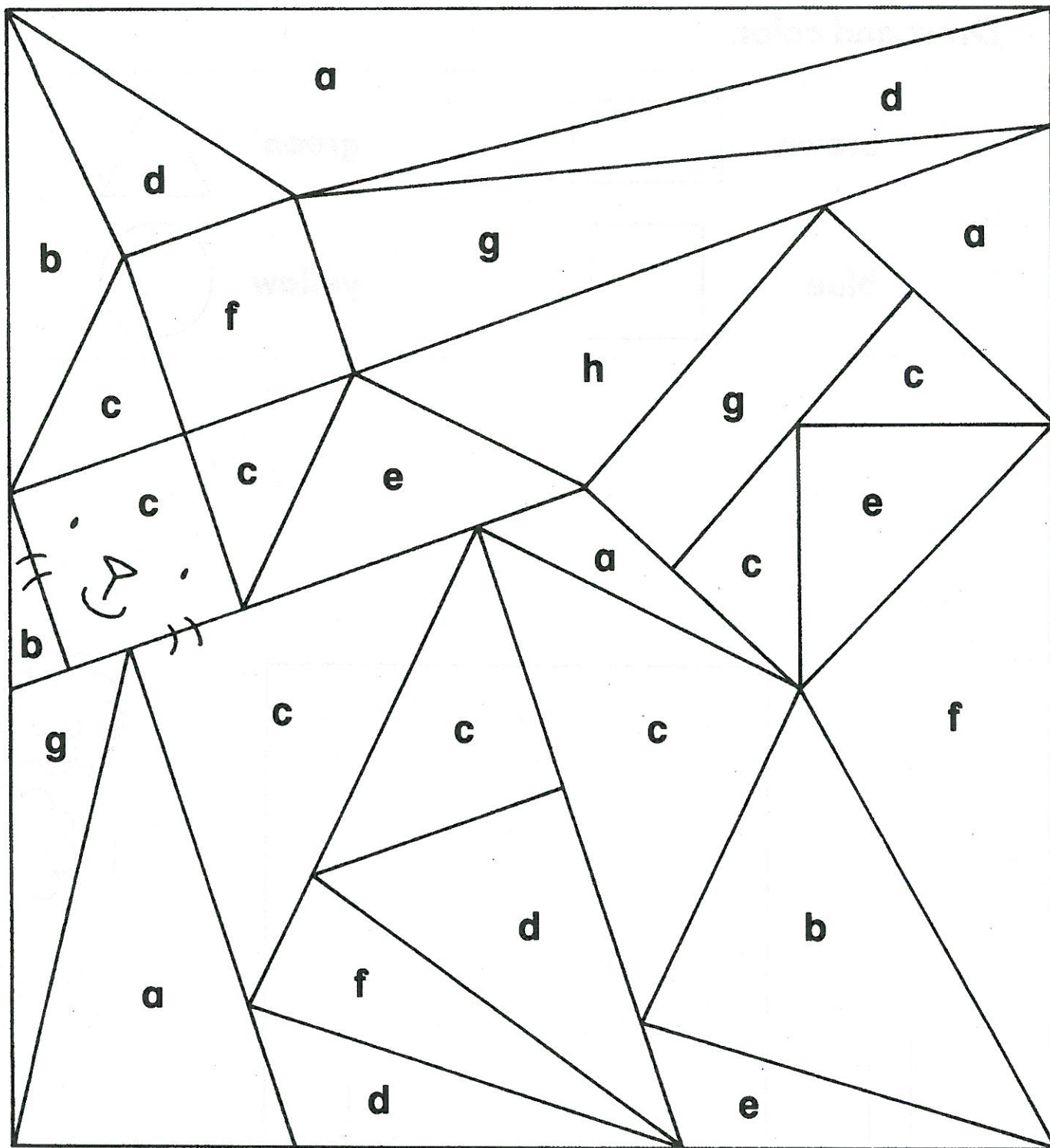


yellow




Lesson 3

1 Color the *c* shapes. Say.

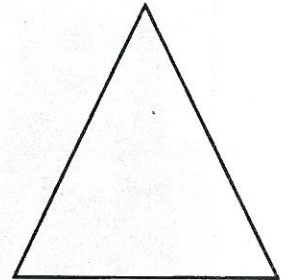


1 Trace and say. Color.


a red car




a brown triangle



a pink square



a blue balloon




Lesson 5

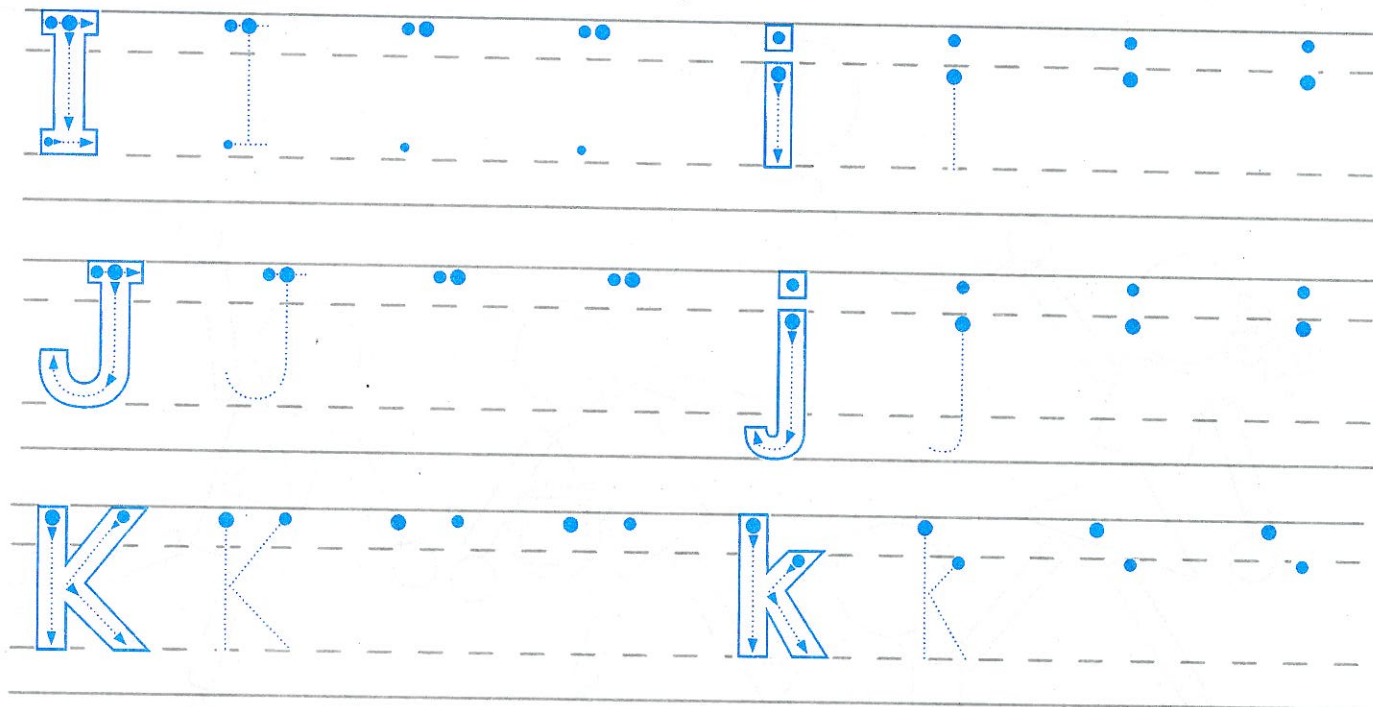
1 Trace and say.



2 Draw and color.



1 Trace and write.


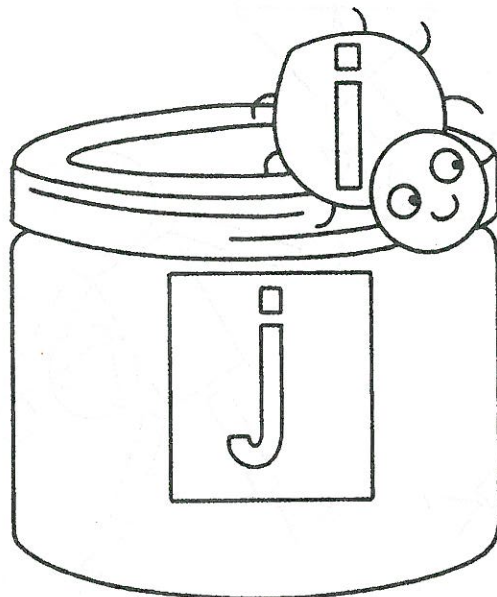


2 Trace and say. Color.

insect



jar

kite







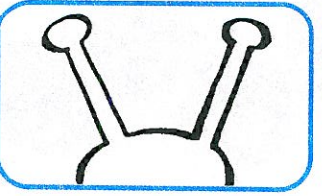

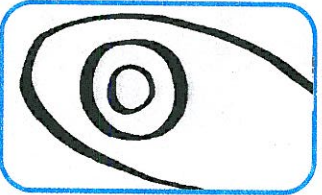





Review

1 Find, say, and circle.




1 Match and say.



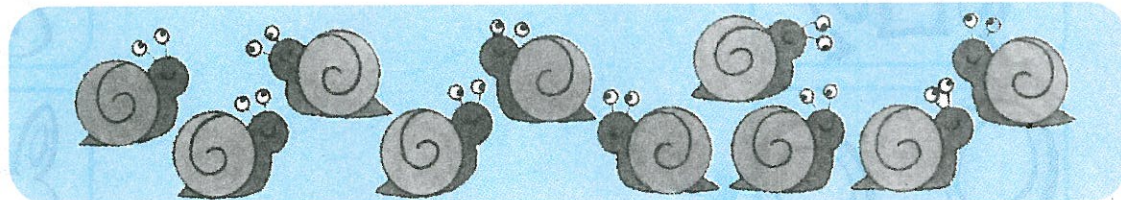
Lesson 2

1 Say and count. Circle.


one




three




four



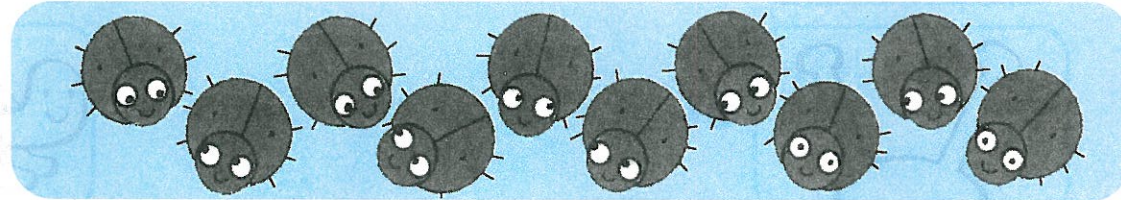
six




eight



nine




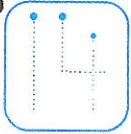



ten




Lesson 3

1 Count and write the number.



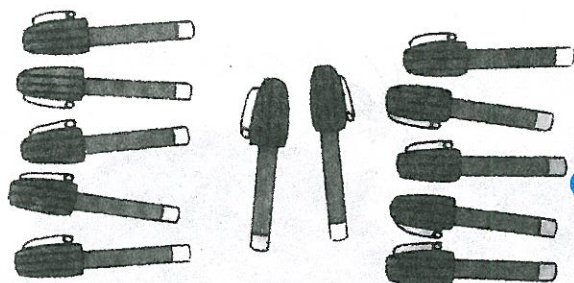
Lesson 4

1 Count and match. Write.



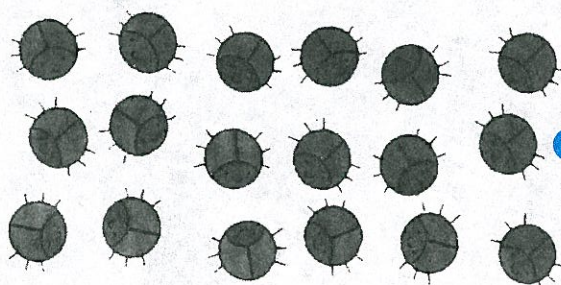
12

twelve




13

thirteen



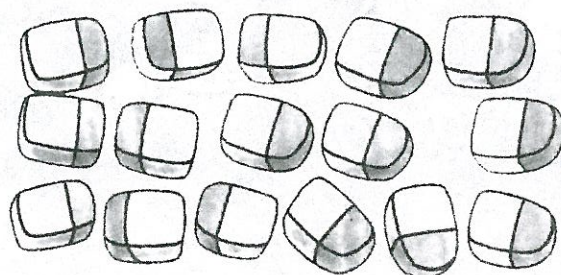
16

sixteen



19

nineteen




18

eighteen



Lesson 5

1 Trace and say.

Take care of your pets.

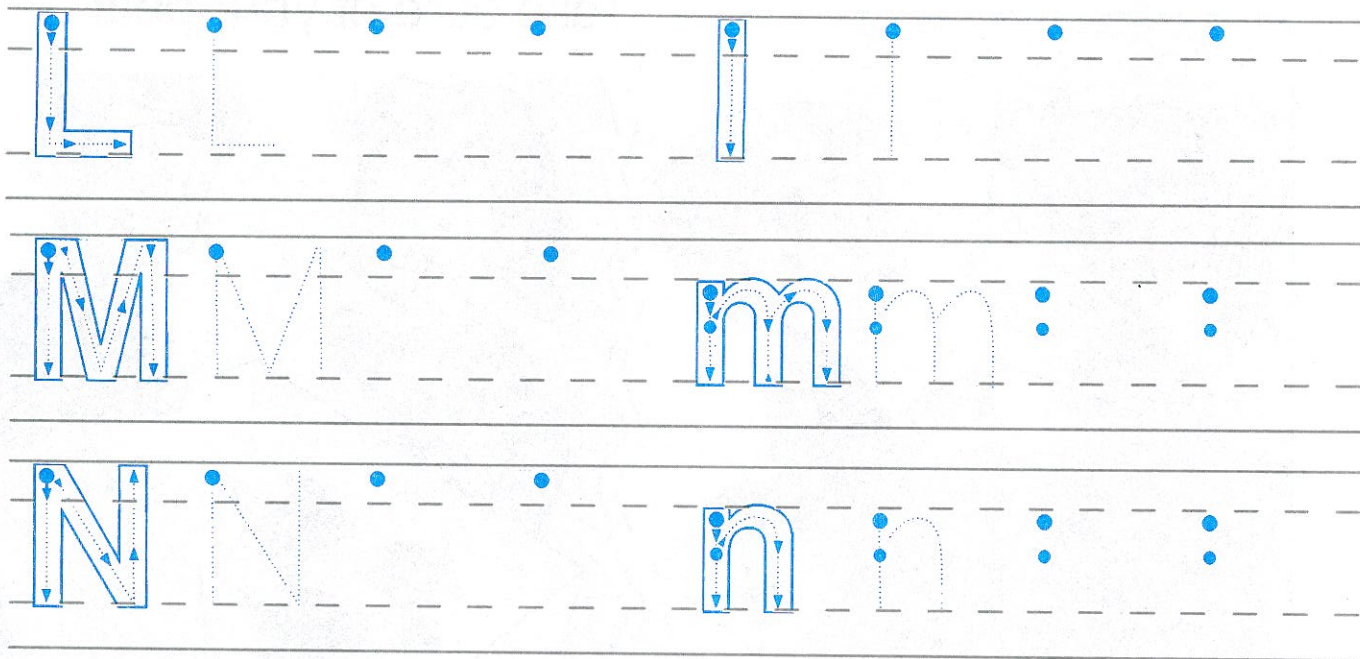


2 Draw and color.




Lesson 6

1 Trace and write.




2 Trace and say. Color.

lion

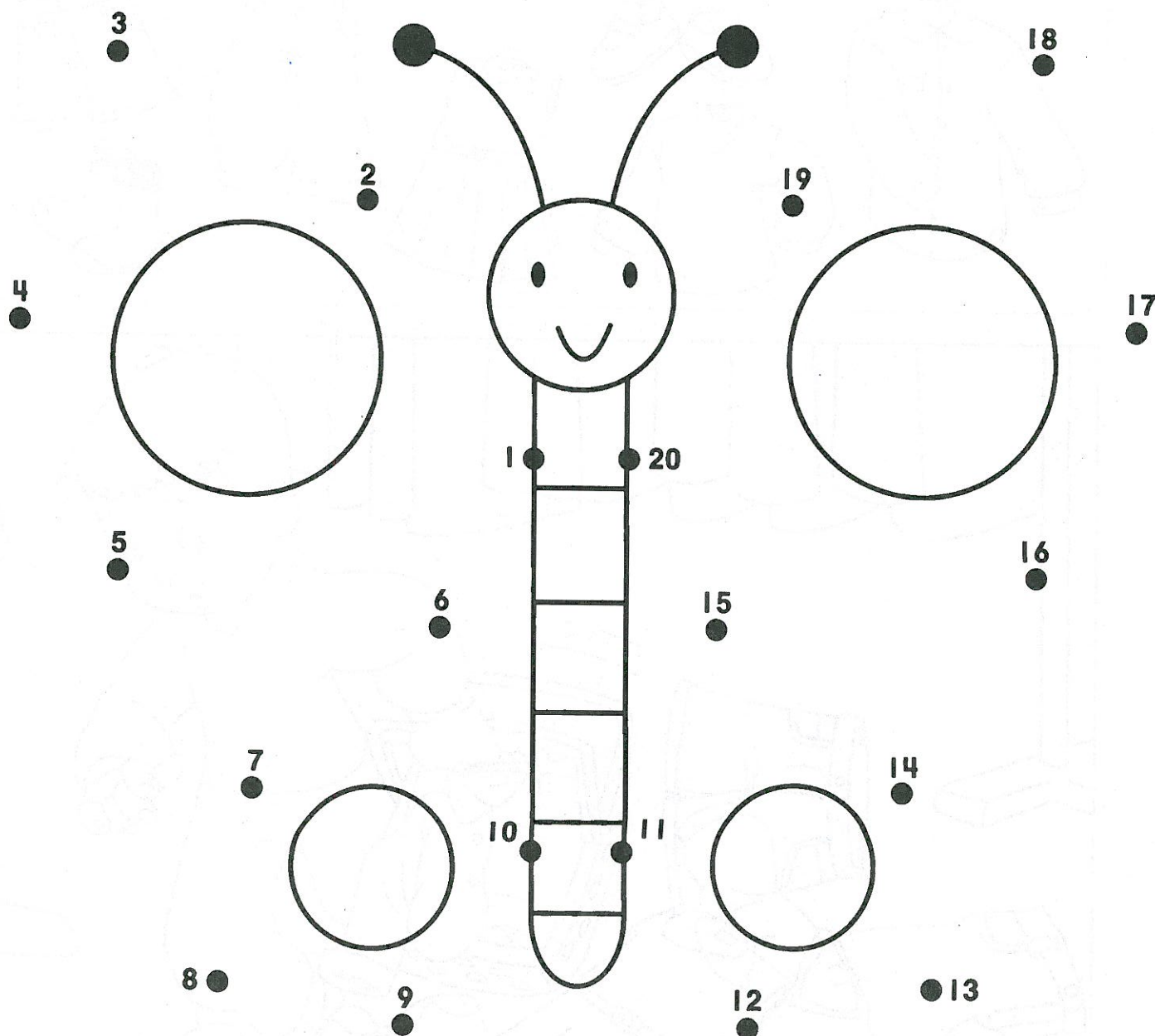


moon

nose

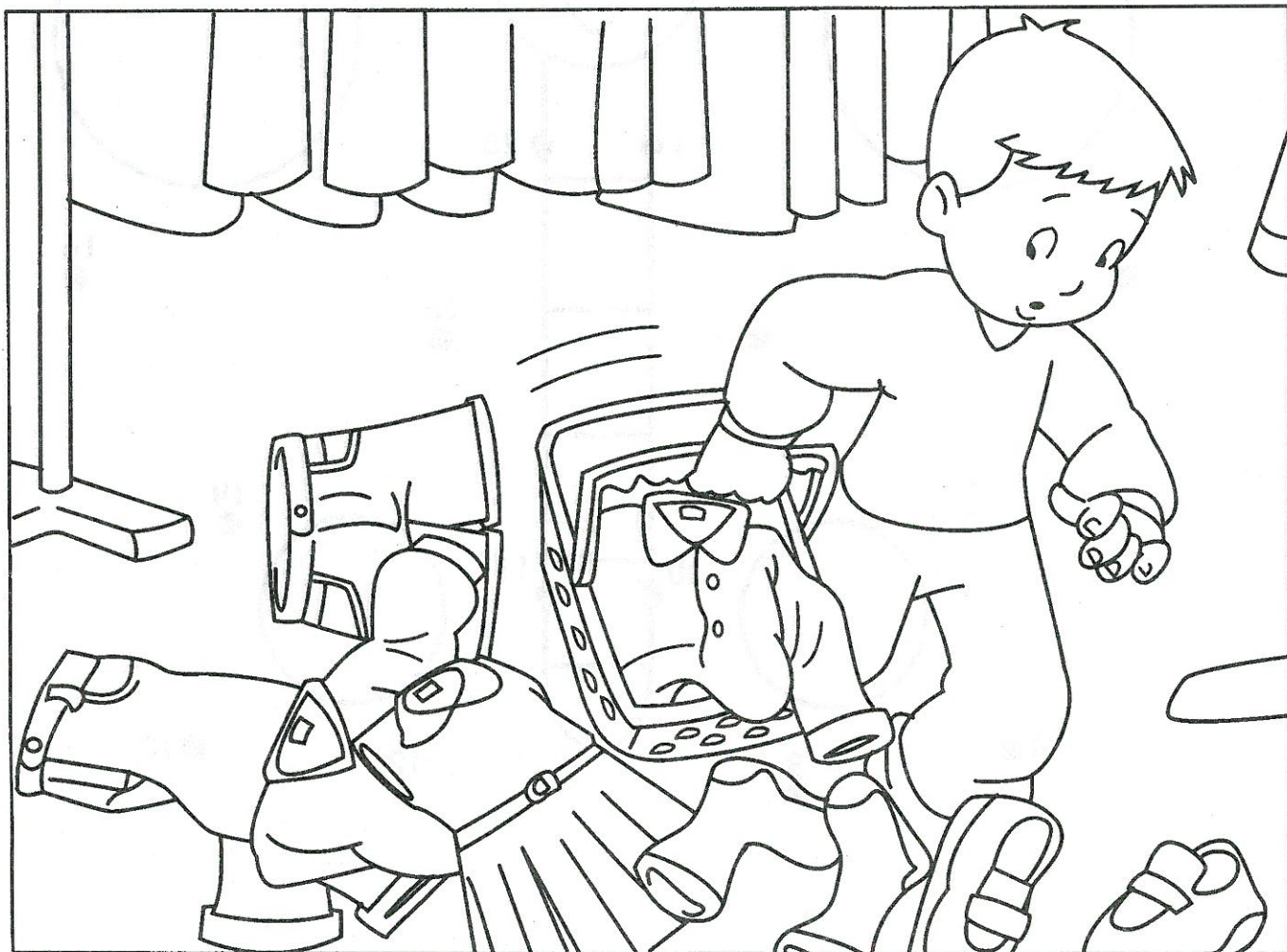



1 Join the dots and color.



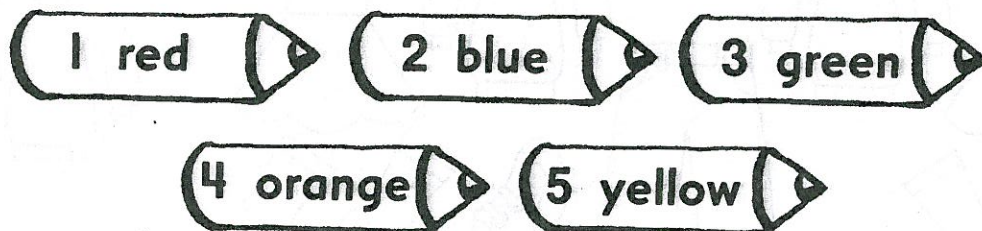
Lesson 1

1 Find and say. Color.



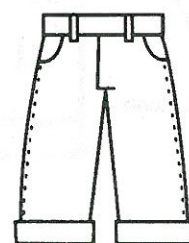

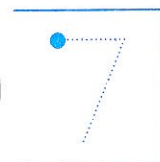

Lesson 2

1 Say and color.



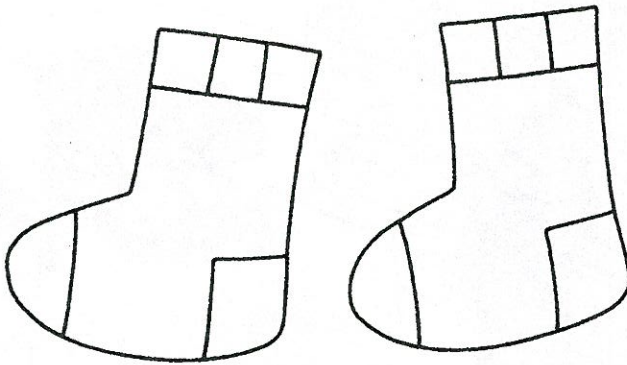
Lesson 3

1 Look, count, and write the number.

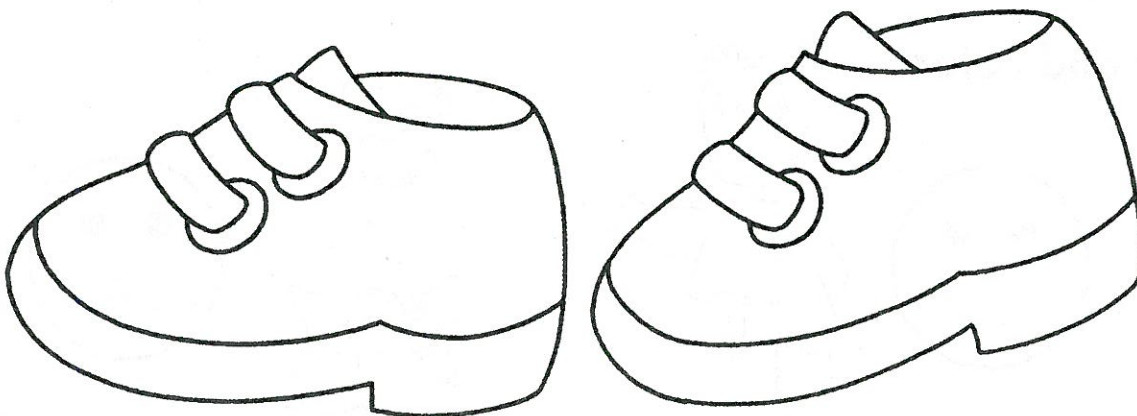


1 Trace and say. Color.

red socks



brown shoes




Lesson 5

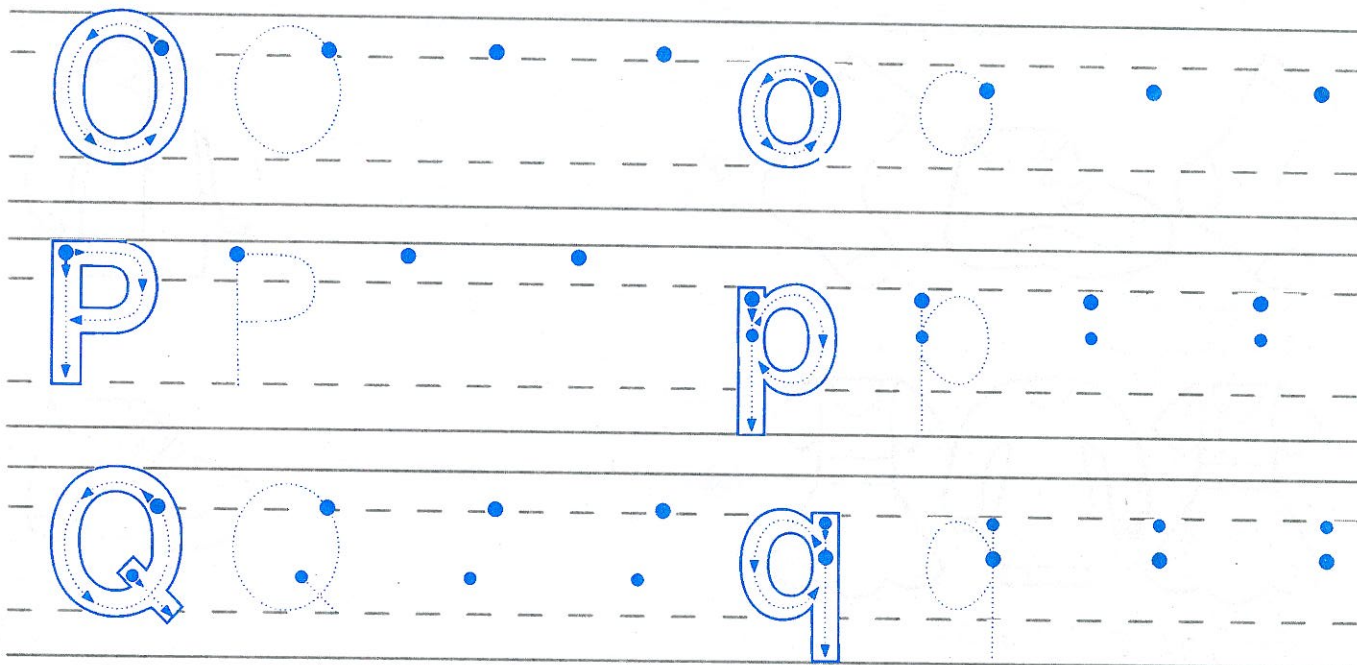
1 Trace and say.



2 Draw and color.



1 Trace and write.



2 Trace and say. Color.

o
ctopus

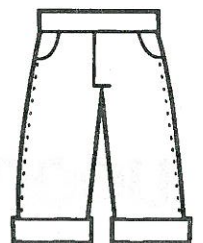
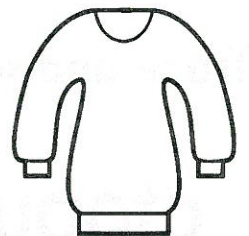

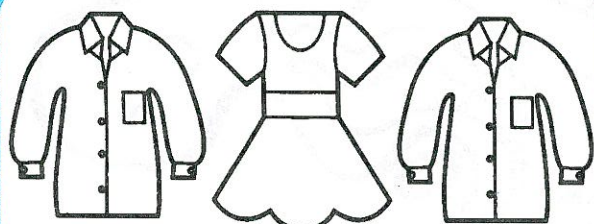

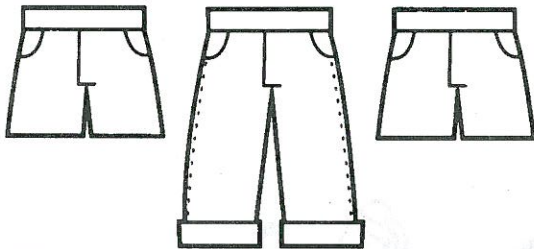


p
en

q
ueen




Review

Say and match.

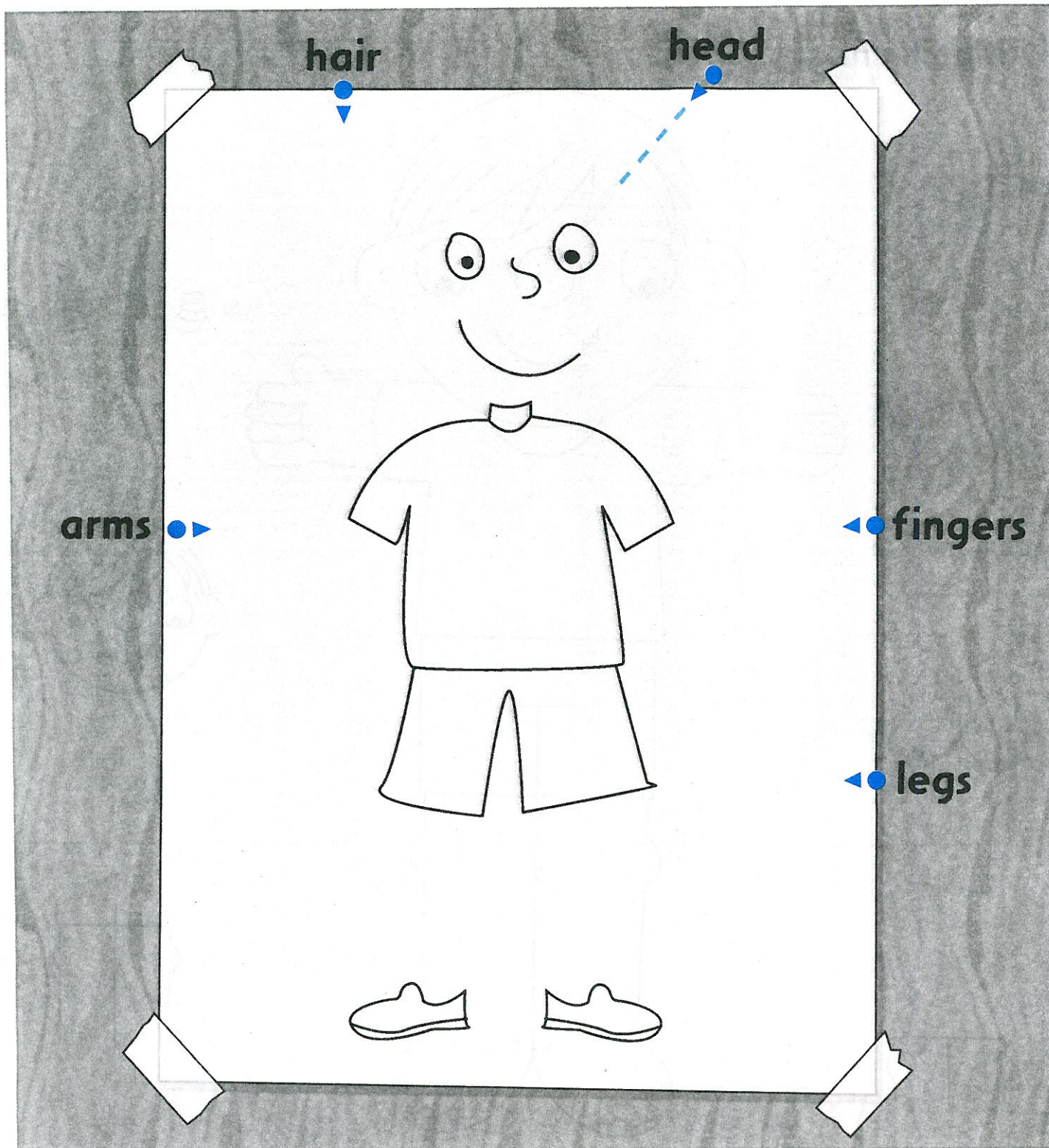


1 Match and say. Color.



Lesson 2

1 Draw and match. Color.



1 Count and write the numbers.

fingers

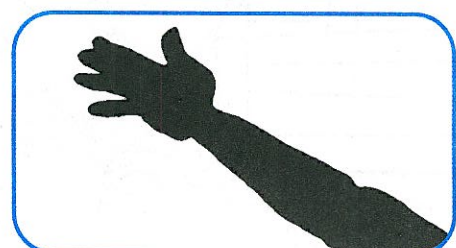




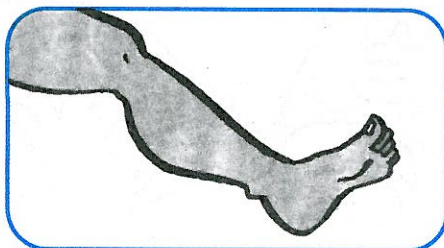
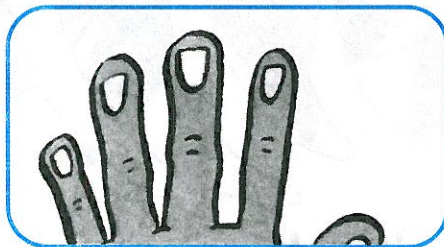

knees

toes




Lesson 4

1 Say and match.



Lesson 5

1 Trace and say.

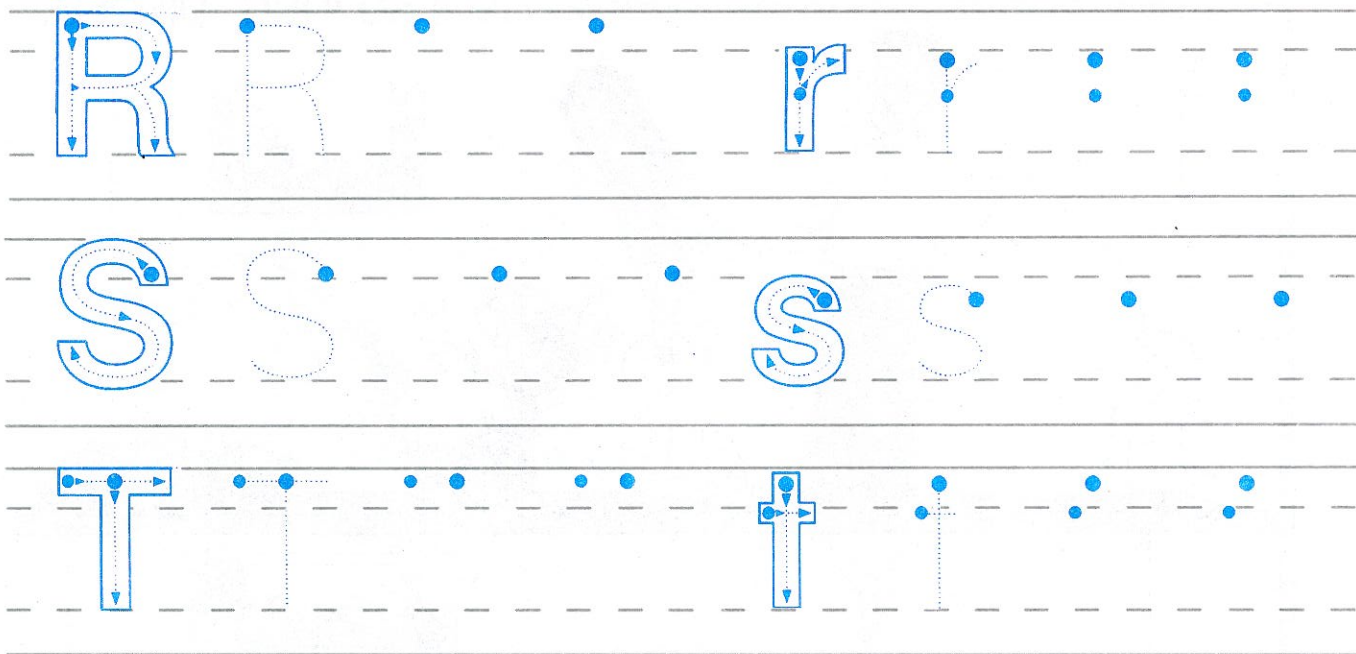


2 Draw and color.



Lesson 6

1 Trace and write.




2 Trace and say. Color.



radio

star

tent



1 Find, say, and circle.





Unit
9

Family

Lesson 1

1 Say and match.




Lesson 2

1 Draw and write.










dad



mom


Lesson 3

1 Look and match.



Lesson 4

1 Say and match.



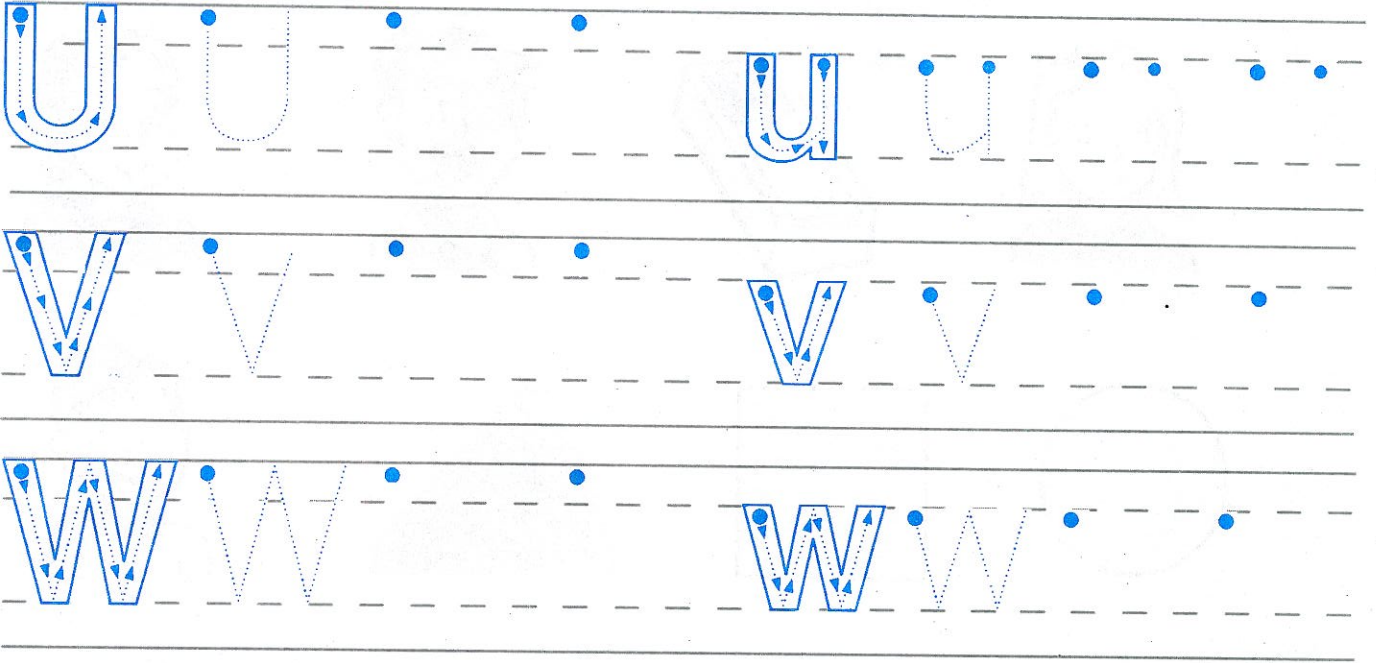
Lesson 5

1 Draw and say. Color.



Lesson 6

1 Trace and write.




2 Trace and say. Color.

umbrella





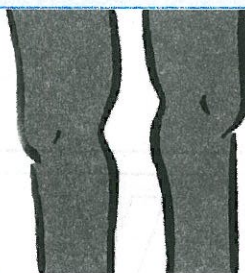




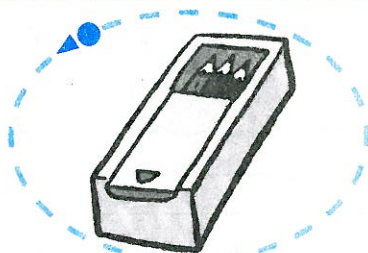
van

water



Review

1 Say and circle.






1 Draw and color. Say.

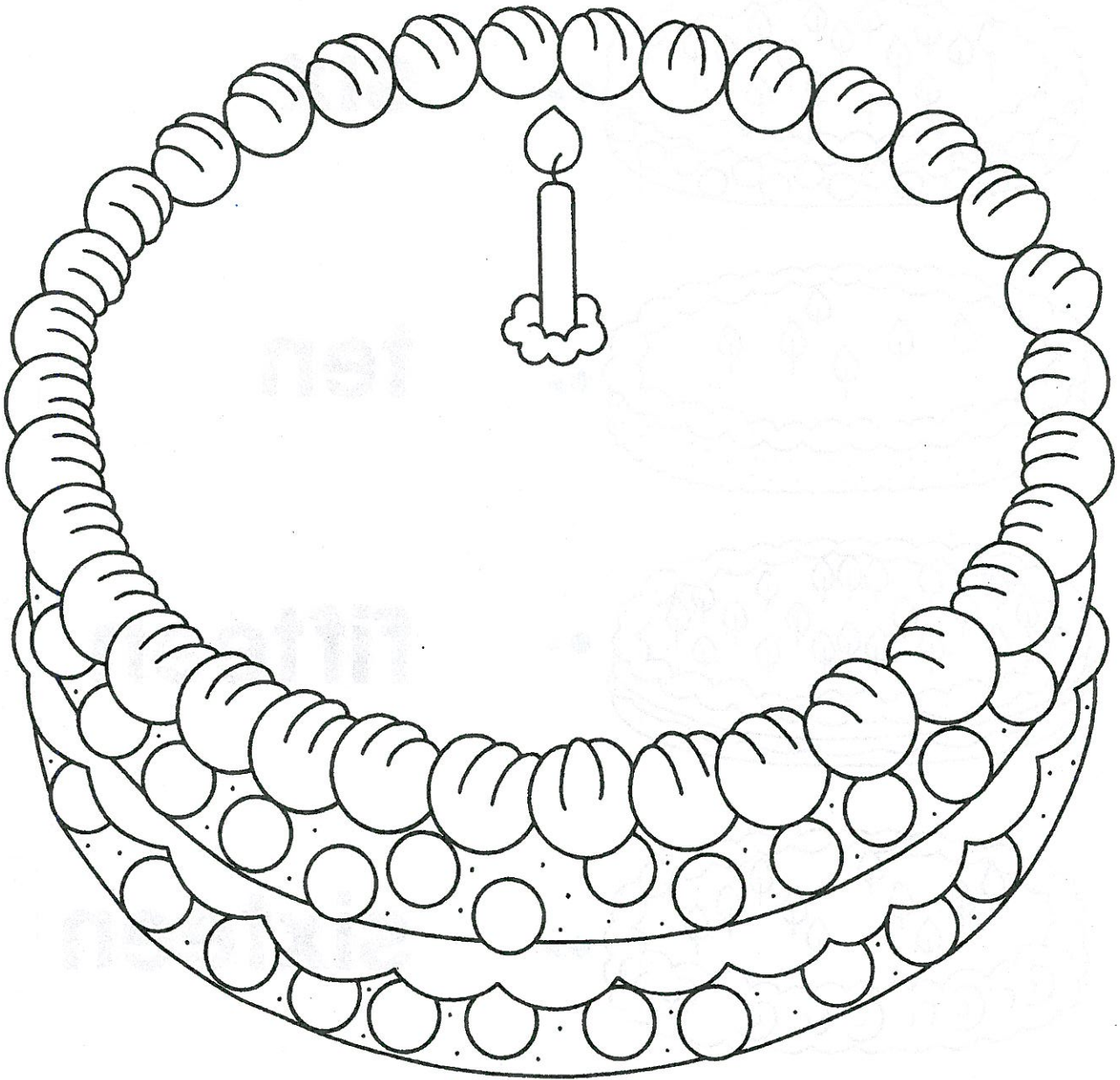


Lesson 2

1 Circle and say.




1 Draw and color. Say and write.




I'm

Lesson 4


1 Count and color. Match and write the numbers.




six




ten



fifteen



sixteen




twenty

Lesson 5

1 Trace and say.

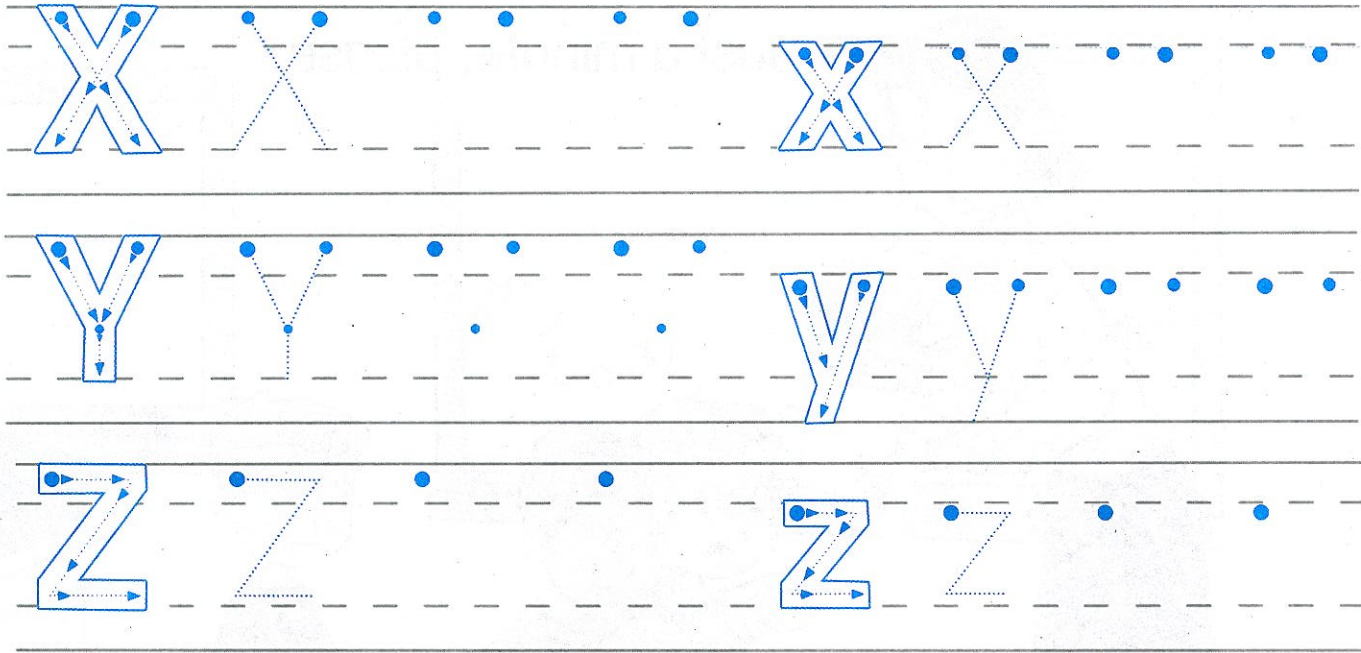


2 Draw and color.



Lesson 6

1 Trace and write.



2 Trace and say. Color.

fox

yogurt

zebra



1 Say and draw.



Picture Dictionary


Aa



Bb




Cc




Dd



Ee



Ff




Gg




Hh




Ii



Jj



Kk




Ll




Mm




Nn



Oo



Pp



Qq



Rr



Ss




Tt




Uu



Vv




Ww



Xx










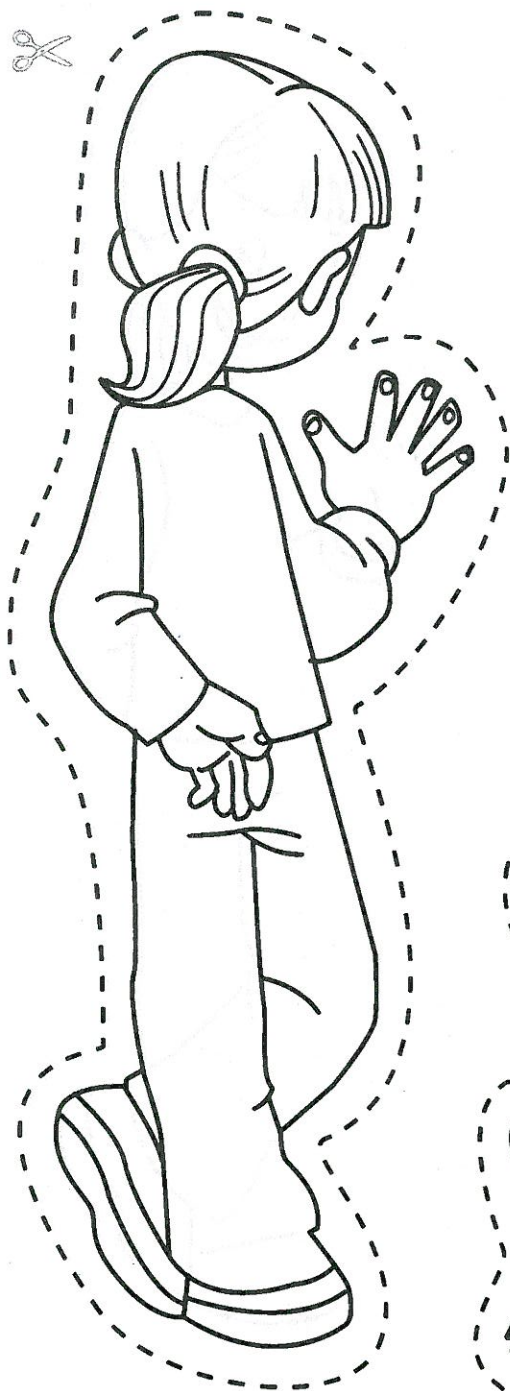
Yy



Zz







Songs

Unit 1

Lesson 2

Hello, Pat!
How are you?
Hello, Jig!
I'm fine, thank you.
Hello, Adam!
How are you?
Hello, Baz!
I'm fine, thank you!

Lesson 3

Point to Jig.
Point to Pat.
Stand up.
Sit down.
Clap, clap, clap!
Point to Baz.
Point to Tess.
Count to 10.
Yes, yes, yes!
1, 2, 3, 4, 5, 6, 7, 8, 9, 10!

Unit 2

Lesson 3

Look at me.
Look at me, please.
What's this?
It's a door.
Come in, come in,
Come in, please.
Look at me.
Look at me, please.
What's this?
It's a chair.
Sit down, sit down,
Sit down, please.
Look at me...
It's a window.
Open it, open it,
Open it, please.
Look at me...
It's a bin...
Clean up, clean up,
Clean up, please.

Unit 3

Lesson 3

Doll and robot,
Time to hide.
Doll and robot,
Count to five.
1, 2, 3, 4, 5!
Doll and robot,
Here I come.
Doll and robot,
Five to one.
5, 4, 3, 2, 1!

Unit 4

Lesson 3

How many pencils?
How many books?
Find them.
Count them.
Look, look, look!
Notebooks.
Water bottles.
Count them, too.
How many?
How many?
I can tell you.

Lesson 4

One, two, three.
Count with me.
How many buttons can you see?
One button, two buttons,
three buttons.
Yippee!
One, two, three.
Count with me.
How many beans can you see?
One, two, three.
Count with me.
How many clips can you see?

Unit 5

Lesson 3

Shapes and colors.
Shapes and colors.
Moving all around.
Shapes and colors.

Shapes and colors.
Shapes and colors now.
Red and purple.
Pink and green.
Yellow, white, and black.

Look at the shapes and colors.
Tell me. What's that?
Triangle, rectangle, circle,
square!

Unit 6

Lesson 3

Ten butterflies in the sky.
One more friend flying by.
How many butterflies in the sky?
Eleven butterflies in the sky...
Twelve butterflies in the sky...
Thirteen butterflies in the sky...
Fourteen butterflies in the sky...
Fifteen butterflies in the sky...
Sixteen butterflies in the sky...
Seventeen butterflies in the sky...
Eighteen butterflies in the sky...
Nineteen butterflies in the sky...
Twenty butterflies in the sky.

Unit 7

Lesson 3

Socks on the bed.
Socks on the floor.
Pick up the socks.
Now they're in the drawer.
Sweater on the bed.
Sweater on the floor.
Pick up the sweater.
Now it's in the drawer.
Shorts on the bed...
Now they're in the drawer.
Shirt on the bed...
Now it's in the drawer.

Lesson 4

Butterfly, butterfly
Look at you!
Yellow, orange, and blue!

Butterfly, butterfly
Look at me!
In the sky and on a tree!

Unit 8

Lesson 3

I have ten fingers,
I have ten toes.
I have two knees
and a little nose.
You have two legs,
You have ten toes.
You have two arms
and a little nose.

Unit 9

Lesson 3

Look at my pictures.
This is my family.
Come and meet my family,
Come and meet my family.
She is my mom,
He is my dad.
This is Jig
And this is Pat.
Adam is my brother,
Baz is my brother.
We are a family,
We love each other.

Unit 10

Lesson 3

Happy birthday to you.
Happy birthday to you.
We all like you.
Happy birthday to you.
Happy birthday to me.
Happy birthday to me.
I like my party.
Happy birthday to me.

Lesson 4

Happy birthday!
A present for you!
It's your special day!
Thank you for coming!
A sandwich for you!
Ice cream and cake, too!

Great Clarendon Street, Oxford, OX2 6DP, United Kingdom
Oxford University Press is a department of the University of Oxford.
It furthers the University's objective of excellence in research, scholarship,
and education by publishing worldwide. Oxford is a registered trade
mark of Oxford University Press in the UK and in certain other countries

© Oxford University Press 2011

The moral rights of the author have been asserted

First published in 2011

2015 2014 2013 2012 2011

10 9 8 7 6 5 4 3 2 1

No unauthorized photocopying

All rights reserved. No part of this publication may be reproduced, stored
in a retrieval system, or transmitted, in any form or by any means, without
the prior permission in writing of Oxford University Press, or as expressly
permitted by law, by licence or under terms agreed with the appropriate
reprographics rights organization. Enquiries concerning reproduction outside
the scope of the above should be sent to the ELT Rights Department, Oxford
University Press, at the address above

You must not circulate this work in any other form and you must impose
this same condition on any acquirer

Links to third party websites are provided by Oxford in good faith and for
information only. Oxford disclaims any responsibility for the materials
contained in any third party website referenced in this work

ISBN: 978 0 19 443335 8 Book
ISBN: 978 0 19 443329 7 Audio CD
ISBN: 978 0 19 443344 0 Pack

Printed in China

This book is printed on paper from certified and well-managed sources

ACKNOWLEDGEMENTS

The publisher would like to thank the following for permission to reproduce photographs:
Alamy pp.21 (fan/WoodyStock), 27 (hand/Amana Images inc.), 33 (insect/
Blickwinkel, kite/Arco Images GmbH), 51 (star/Andrzej Tokarski), 57 (water/
Foodfolio), 63 (yogurt/Bon Appetit); Getty Images pp.15 (cat/Dave King/Dorling
Kindersley), 51 (radio/Dorling Kindersley); iStockphoto p.51 (tent/Camilla
Wisbauer); Oxford University Press pp.9 (apple/Photodisc, bird/Juniors Bildarchiv/
Alamy), 15 (dog/Photodisc), 21 (egg/Photodisc), 27 (girl/Mark Mason), 33 (jar/
Ingram), 38 (boy/Gareth Boden), 39 (lion/Photodisc, moon/Photodisc), 45 (pen/
Mark Mason, octopus/Don Farrall/Photographers Choice/Getty), 45 (queen/Image
Source), 57 (umbrella/Paul Bricknell), 63 (fox/Digital Vision, zebra/Ingram);
Shutterstock p.57 (van/Rob Wilson).

Cover illustration by: Paul Gibbs

Main illustrations by: Paul Gibbs

Other illustrations by: Helen Poole pp.6, 12, 18, 24, 30, 36, 42, 48, 60

All commissioned photography by: Graham Adler at MM Studios pp.08, 14, 20, 25,
26, 32, 38, 43, 44, 50, 56, 61, 62

With special thanks to staff and pupils at Larkrise Primary School, Oxford.

Great Clarendon Street, Oxford, OX2 6DP, United Kingdom
Oxford University Press is a department of the University of Oxford.
It furthers the University's objective of excellence in research, scholarship,
and education by publishing worldwide. Oxford is a registered trade
mark of Oxford University Press in the UK and in certain other countries

© Oxford University Press 2011

The moral rights of the author have been asserted

First published in 2011

2015 2014 2013 2012 2011

10 9 8 7 6 5 4 3 2 1

No unauthorized photocopying

All rights reserved. No part of this publication may be reproduced, stored
in a retrieval system, or transmitted, in any form or by any means, without
the prior permission in writing of Oxford University Press, or as expressly
permitted by law, by licence or under terms agreed with the appropriate
reprographics rights organization. Enquiries concerning reproduction outside
the scope of the above should be sent to the ELT Rights Department, Oxford
University Press, at the address above

You must not circulate this work in any other form and you must impose
this same condition on any acquirer

Links to third party websites are provided by Oxford in good faith and for
information only. Oxford disclaims any responsibility for the materials
contained in any third party website referenced in this work

ISBN: 978 0 19 443368 6

Printed in China

This book is printed on paper from certified and well-managed sources

ACKNOWLEDGEMENTS

Illustrations by: John Haslam pp.4, 5, 6, 7, 8, 10, 11, 14, 15, 17, 20, 22, 24,
26 (bottom), 27, 29, 31, 36, 38, 43, 45, 46, 48, 50, 52, 54, 55, 57, 59, 60, 61, 62,
63, 64, 71, 73, 74 (Aa and Bb), 75 (Jj and Pp), 76 (Tt), 77, 78; Cathy Hughes pp.9,
13, 16, 23, 30, 33, 34, 35, 37, 40, 42, 44, 49, 53, 58, 65, 69, 70, 72; Lisa Williams/
Sylvie Poggio Artists pp.12, 18, 19, 21, 25, 26 (top), 28, 32, 39, 41, 47, 51, 56, 66,
67, 68, 74, 75, 76

The publishers advise that project work involving cutting and
sticking should be carried out under the supervision of an adult.

First Friends

*first for English, first for fun,
first for young children*

First Friends is a three-level course that makes the first years of learning English motivating and fun.

- The special phonics program is ideal for building letter-recognition skills and letter formation.
- Everyday English is taught through the context of important social values such as learning to share.
- Practical cross-curricular lessons link with other subjects such as math and science.
- Engaging activities focus on making connections and seeing patterns, improving critical thinking skills.



Oxford › making  digital sense

- Student Book with Student Audio CD featuring songs, stories and everyday English
- Activity Book
- Split editions A & B:
Student Book + Activity Book + Student Audio CD
- Teacher's Book
- Picture Cards
- Class Audio CD
- Oxford iTools: Digital Classroom Resources

OXFORD
UNIVERSITY PRESS

www.oup.com/elt

ISBN 978-0-19-443344-0

